

SEYCHELLES FISHING AUTHORITY TECHNICAL REPORT

SEYCHELLES ARTISANAL FISHERIES STATISTICS FOR 2015



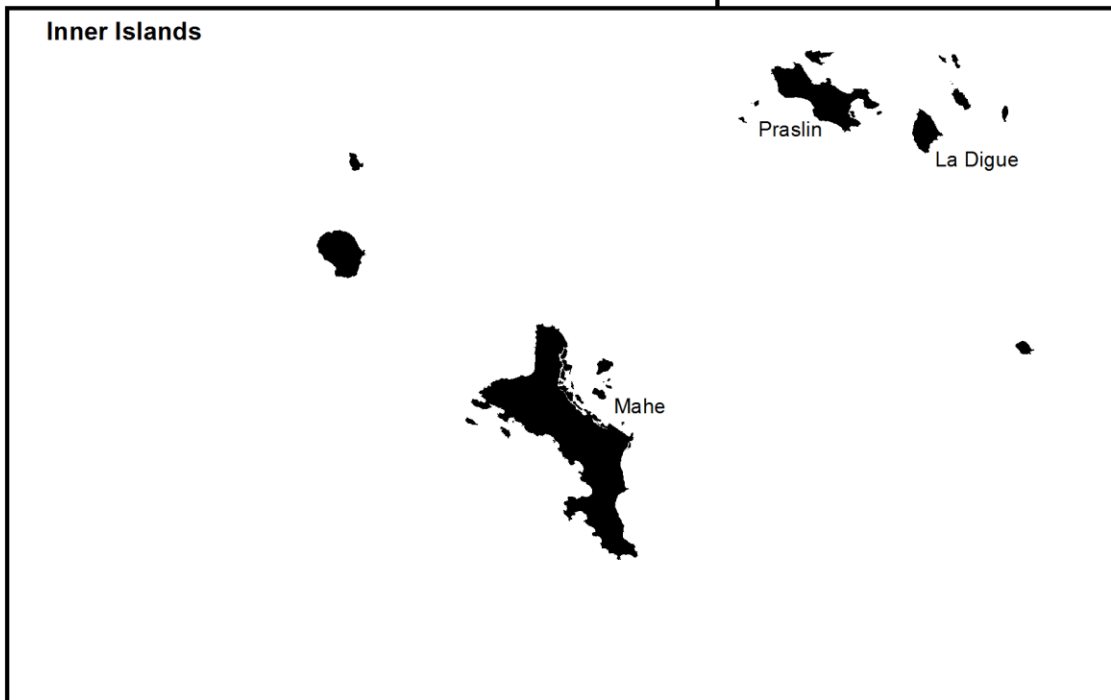
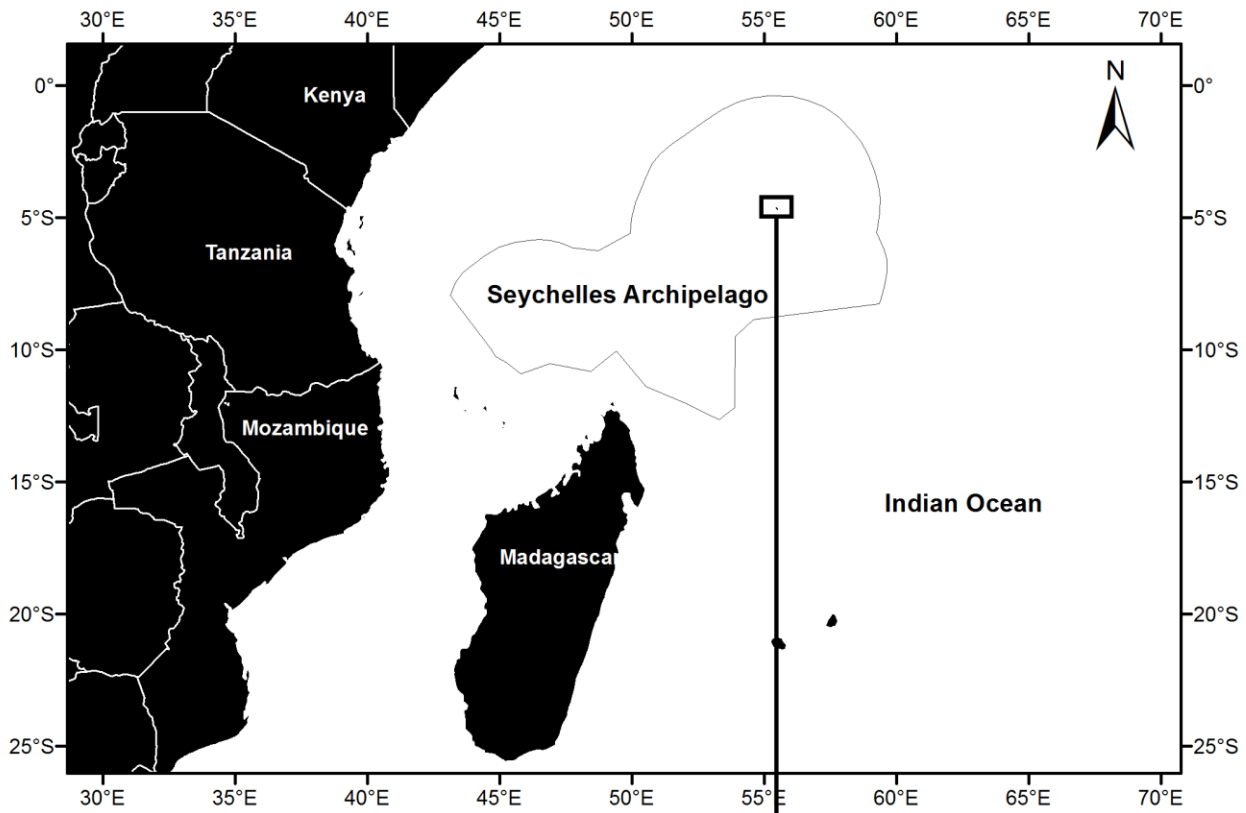
SFA/R&D/078

**SEYCHELLES ARTISANAL FISHERIES
STATISTICS FOR 2015**

**October 2016
SEYCHELLES FISHING AUTHORITY**

Data presented in this report was collected by Staff of the Seychelles Fishing Authority (SFA) Fisheries Research Section. This report was compiled and edited by the Fisheries Statisticians, who wish to express their gratitude to all the staff of the statistics unit and Mr. Calvin Gerry who gave their time to ensure the successful publication of this technical report.

C.N. Assan and J.L. Lucas
S.F.A
2016



EXPLANATION OF TABLES AND FIGURES

The format of the present report is the same as that adopted from the Seychelles Artisanal Fisheries Statistics since 1994. Data are presented by boat gear type thus:

- Summary (all boat-gear data)
- Small boat fisheries (several boat-gear combinations)
- Whaler handline fishery
- Schooner line fishery
- Catch, effort and CPUE (all boat-gear type)

Most information is self-explanatory but the following points should be noted:

- (a) Any discrepancy in the totals and the sum of the components is due to the rounding-up of data.
- (b) Number of boats: Details presented in Table 2 relate strictly to the number of units of fishing power operating per month where part-time boats are regarded as 0.5 units. Table 5 indicates the actual numbers of full-time and part-time boats in operation. Whalers include traditional wooden boats and new fibreglass “leconomie” and “lavenir” designs.
- (c) Effort and catch per unit effort (CPUE) are expressed in terms of the number of trap set and number of net hauls or sets for traps and nets respectively. For handlines effort is expressed in relation to the numbers of men, assuming one man – one line.
- (d) Mean values of effort and effort rates have been calculated directly from sampled data. Raised values of catch and effort presented in these tables will not always produce the same value of mean effort or catch-rate.

METHODOLOGY: DATA COLLECTION AND ANALYSES

1. The Seychelles Fishing Authority ‘Artisanal Fisheries Catch Assessment Survey’ is composed of 4- boat type surveys plus data collection from Oceana Fisheries Co. LTD. The 4 surveys are:
 - (a) The Small Boat Survey (ArtFish)
 - (b) The Whaler Survey (Whaler)
 - (c) The Schooner Survey (Schooner)
 - (d) The Sport Fishery Survey (Sport)

Full detail relating to the methods of data collection and analysis are presented in another Seychelles Fishing Authority report: “Seychelles Artisanal Catch Assessment Survey – Notes for Implementation, August 1990”. Interested readers should refer to this document for further detail.

2. This Annual Statistical Report contains information from the new whaler Survey, introduced in January 1990, and so the detail differs slightly from previous years. The new survey more accurately represents the fishery.

TABLE OF CONTENTS **PAGE**

Map of Seychelles EEZ and Survey Islands..... III

Explanation of Tables & Figures..... IV

Methodology: Data Collection and Analyses IV

A. SUMMARY OF ARTISANAL FISHERY STATISTICS

B. TABLES

1) A SUMMARY OF THE ARTISANAL FISHERY (ALL BOAT-TYPE)

Table 1. Catch statistics summary (2006-2015)4

Monthly catch by boat type and species composition

 A. Mahe, Praslin, La Digue5

 B. Mahe6

 C. Praslin, Ladigue7

2) THE SMALL BOAT FISHERIES

Table 2. Annual catch and effort data for the small boat fishery

 A. Mahe, Praslin, La Digue8

 B. Mahe9

 C. Praslin, Ladigue10

Table 3. Species composition by boat type for the small boat fishery

 A. Mahe, Praslin, La Digue11

 B. Mahe11

 C. Praslin, Ladigue12

Table 4. Species composition by gear type for the small boat fishery.

 A. Mahe, Praslin, La Digue13

 B. Mahe13

 C. Praslin, Ladigue14

Table 5. The number of small boats per boat gear type in operation per month

 A. Mahe, Praslin, La Digue15

 B. Mahe16

 C. Praslin, Ladigue17

3) THE WHALER HANDLINE FISHERY

Table 6. Catch, effort and species composition per month for the Whaler handline fishery.

A. Mahe, Praslin, La Digue	18
B. Mahe	19
C. Praslin, Ladigue	20

4) THE SCHOONER HANDLINE FISHERY

Table 7. Catch, effort and species composition per month for the schooner fishery ...21

5) ANALYSES OF CATCH, EFFORT, AND CPUE FOR INDIVIDUAL BOAT GEAR TYPES

Table 9. Monthly catch, effort and CPUE per boat per gear for Mahe, Praslin, La Digue.

A. Pirogue handline	22
B. Pirogue Static Traps	22
C. Pirogue Active Traps.....	22
D. Pirogue handline and traps	22
E. Pirogue encircling gillnet	22
F. Pirogue beach seine.....	22
G. Outboard handline	23
H. Outboard static traps	23
I. Outboard active traps	23
J. Outboard handline and traps	23
K. Outboard encircling gillnet	23
L. Whaler handline	23
M. Whaler traps	24
N. On foot harpoon	24
O. On foot traps	24
P. Schooner handline.....	24

6) FISH PURCHASES FROM LOCAL PROCESSORS

Table 12. Purchases of fish from Local Vessels by Local Fish processors.....26

7) FISH EXPORT

Table 13. Total Catch Exported by Destination and Species27

8) FISH PURCHASES FROM FOREIGN FISHING VESSELS

Table 14. Purchases of Fish from Foreign Fishing Vessels by Local Processors28

C. FIGURES

1) CATCHES

1. Total Catch for all stratum29
 - A. Monthly catch per stratum
 - B. Composition of Total catch by Stratum
 - C. Monthly catch per type of gear on Mahe, Praslin, La Digue
 - D. Monthly catch per type of boat on Mahe, Praslin, La Digue

2. Monthly total catch by boat and gear type for Mahe, Praslin and La Digue30
 - A. Whaler
 - B. Schooner
 - C. Outboard
 - D. Pirogue
 - E. Fishermen on Foot

3. Composition of total catch per boat type31
 - A. Whaler
 - B. Schooner
 - C. Outboard
 - D. Pirogue
 - E. Fishermen on Foot

4. Basic species composition of the catch by gear type32
 - A. Handline
 - B. Static trap
 - C. Active trap
 - D. Handlines & Trap
 - E. Encircling gillnet
 - F. Beach seine

5. Basic composition of the catch by stratum, boat type and gear type33
 - A. All stratum per boat type
 - B. All stratum per gear type
 - C. Mahe per boat type
 - D. Mahe per Gear type
 - E. Praslin & La Digue per boat type
 - F. Praslin & La Digue per gear type

6. Basic species composition of total catch per stratum34
 - A. All stratum
 - B. Mahe
 - C. Praslin & La Digue

7. Monthly catch per species.....	35
A. Pelagic Fish	
B. Demersal Fish	
C. Trap Fish	
8. Landing per site, (tonnes)	
A. Mahe Island: total landings per site	36
B. Praslin & La Digue Islands: total landings per site.....	37
2) FISHING EFFORT	
9. Monthly total number of boats operating per type of gear	38
10. Monthly effort per type of gear.....	38
11. Effort composition per type of boat and type of fishery	39
A. Handline fishery	
B. Trap fishery	
C. Net Fishery	
12. Monthly effort of major fisheries per type of boat.....	40
A. Handline fishery	
B. Trap Fishery	
C. Net fishery	
13. Number of boats per landing site	
A. Mahe Island	41
B. Praslin and La Digue Islands.....	42
3) CATCH AND EFFORT	
14. Monthly catch and effort by type of fishery	43
A. Whaler handline fishery	
B. Schooner handline fishery	
C. Small boat handline fishery	
D. Small boat trap fishery	
E. Small boat net fishery	
4) CATCH RATE	
15. Monthly catch rates by type of fishery and boat type	44
A. Handline fishery	
B. Trap fishery	
C. Handline & Trap fishery	
D. Net fishery	

D. ANNEXES

1) CATCH, EFFORT, AND SPECIES COMPOSITION FOR THE SMALL BOAT FISHERY BY BOAT GEAR TYPE AND STRATUM

1.1. Pirogue handline fishery, Mahe	46
1.2. Pirogue static trap fishery, Mahe	47
1.3. Pirogue active trap fishery, Mahe	48
1.4. Pirogue handline and trap fishery, Mahe	49
1.5. Pirogue encircling gillnet fishery, Mahe	50
1.6. Pirogue beach seine, Mahe	51
1.7. Outboard handline fishery, Mahe	52
1.8. Outboard handline fishery, Praslin, La Digue	53
1.9. Outboard static trap fishery, Mahe	54
1.10. Outboard static trap fishery, Praslin, La Digue	55
1.11. Outboard active trap fishery, Mahe	56
1.12. Outboard active trap fishery, Praslin, La Digue	57
1.13. Outboard handline and trap fishery, Mahe	58
1.14. Outboard handline and trap fishery, Praslin, La Digue	59
1.15. Outboard encircling gillnet fishery, Mahe	60
1.16. Outboard encircling gillnet fishery, Praslin, La Digue	61
1.17. Whaler static trap fishery, Mahe	62
1.18. On foot harpoon fishery, Mahe	63
1.19. On foot harpoon fishery, Praslin, La Digue	64
1.20. On foot static trap fishery, Mahe	65
1.21. On foot static trap fishery, Praslin, La Digue	66

2) SUMMARY OF TOTAL CATCH EFFORT AND SPECIES COMPOSITION FOR THE SMALL BOAT FISHERY

2.1. Summary small boat fishery, Mahe, Praslin, La Digue	67
2.2. Summary small boat fishery, Mahe	68
2.3. Summary small boat fishery, Praslin, La Digue	69
3.1. Landing per sampling site during	70
3.2. Mean number of boats operating per month at each landing sites, by boat type	71

LIST OF SPECIES CAUGHT IN THE ARTISANAL FISHERIES

SCIENTIFIC NAME	ENGLISH NAME	LOCAL NAME
<i>Abalistes stellatus</i>	Starry triggerfish	Bours
<i>Acanthocybium solandri</i>	Wahoo	Kingfish, Wahoo
<i>Acanthurus bleekeri</i>	Bleekers Surgeonfish	Sirizyen
<i>Acanthurus xanthoptexus</i>	Yellowtail Surgeonfish	Sirizyen
<i>Aetobatus narinari</i>	Spotted eagle ray	Lare Sousouri
<i>Alectis indicus</i>	Indian Threadfin	Karang plim
<i>Amblygaster sirm</i>	Spotted Sardinella	Lafles
<i>Anyperodon leucogrammicus</i>	Slender Grouper	Seval Dibwa
<i>Aphareus rutilans</i>	Red Smalltooth Job	Zob Zonn
<i>Aprion virescens</i>	Green Jobfish	Zob Gri
<i>Atherinomorus lacunosus</i>	Hardyhead Silverside	Pret, Penba
<i>Bodianus bilunulatus</i>	Tarry Hogfish	Domeng
<i>Bodianus macrourus</i>	Black Banded Hogfish	Domeng
<i>Bolbometopon muricatum</i>	Green Humphead Parrotfish	Filanbaz
<i>Caesio caerulaureus</i>	Blue and Gold Fusilier	Makro Kannal
<i>Caesio caeruleus</i>		Makro Ble
<i>Caesio xanthonotus</i>	Yellowfin Fusilier	Makro Zonn
<i>Carangoides chrysophrys</i>	Longnose Trevally	Karang Monik
<i>Carangoides fulvoguttatus</i>	Yellowspotted Trevally	Karang Plat
<i>Carangoides gymnostethus</i>	Bludger	Karang Balo
<i>Carangoides malabaricus</i>	Malabar Trevally	Karang Monik
<i>Caranx ignobilis</i>	Giant Trevally	Karang Ledan
<i>Caranx melampygus</i>	Bluefin Trevally	Karang Ver
<i>Caranx sexfasciatus</i>	Bigeye Trevally	Karang Ledan
<i>Carcharhinus albimarginatus</i>	Silvertip Shark	Reken Waro
<i>Carcharhinus amblyrhynchos</i>	Grey Reef Shark	Reken Bar
<i>Carcharhinus brachyurus</i>	Bronze Whaler	
<i>Carcharhinus brevipinna</i>	Spinner Shark	Reken nenen pwent
<i>Carcharhinus longimanus</i>	Oceanic Whitetip Shark	Reken Kannal
<i>Carcharhinus melanopterus</i>	Blacktip Reef Shark	Reken Nwanr
<i>Carcharias milberti</i>	Sand Bar shark	Reken Blan

SCIENTIFIC NAME	ENGLISH NAME	LOCAL NAME
<i>Carcharhinus sorrah</i>	Spot Tail shark	Reken nenen pwent
<i>Carcharias tjujot</i>	White Cheek Shark	Reken nenen pwent
<i>Cephalopholis argus</i>	Peacock Grouper	Vyey Kwizinyen
<i>Cephalopholis miniata</i>	Vermilion Seabass	Vyey Zannanan
<i>Cephalopholis sonnerati</i>	Tomato Hind	Msye Angar
<i>Chano chanos</i>	Milkfish	Libine
<i>Cheilio inermis</i>	Cigar wrasse	Pies Madanm
<i>Chelinus fasciatus</i>	Red Breasted Wrasse	Kalam
<i>Coryphaena hippurus</i>	Common dolphinfish	Dorad
<i>Crenimugil crenilabis</i>	Fringelip Mullet	Mile Soter
<i>Cryptotomus spinidens</i>	Spinytooth parrotfish	Kalam
<i>Decapterus macarellus</i>	Mackerel Scad	Mawan
<i>Decapterus macrosoma</i>	Shortfin Scad	Mawan
<i>Diagramma pictum</i>	Painted Sweetlips	Kaptenn di Por
<i>Egalatis bipinnulata</i>	Rainbow runner	Galate
<i>Epinephelus areolatus</i>	Aerolated Grouper	Vyey
<i>Epinephelus Chlorostigma</i>	Brown Spotted Grouper	Vyey Makonde
<i>Epinephelus fasciatus</i>	Redbanded Grouper	Madanm Dilo,
<i>Epinephelus faveatus</i>	Bigspot Grouper	Vyey Sat
<i>Epinephelus flavocaeruleus</i>	Blue & Yellow Grouper	Vyey Plat
<i>Epinephelus fuscoguttatus</i>	Brown Marbled Grouper	Vyey Goni
<i>Epinephelus morruha</i>	Contour Rockcod	Tioffe
<i>Epinephelus multinotatus</i>	White Blotched Grouper	Vyey Plat
<i>Epinephelus polyphekadion</i>	Marbled Grouper	Vyey Mashata
<i>Epinephelus tukula</i>	Potato Grouper	Vyey Tukula
<i>Etelis carbunculus</i>	Ruby Snapper	Job la Flamm
<i>Etelis marshi</i>	Ruby Snapper	Job la Flamm
<i>Euthynnus affinis</i>	Kawakawa	Bonit Fol
<i>Galeocerdo cuvieri</i>	Tiger Shark	Reken Demwazel
<i>Ginglymostoma brevicaudatum</i>	Shorttail Nurse Shark	Landormi
<i>Ginglymostoma ferrugineum</i>	Tawny Nurse Shark	Landormi

SCIENTIFIC NAME	ENGLISH NAME	LOCAL NAME
<i>Gnathanodon speciosus</i>	Golden Trevally	Karang Saser
<i>Gymnocranius griseus</i>	Grey Large-eye Bream	Sousout
<i>Gymnocranius rivulatus</i>		
<i>Gymnocranius robinsoni</i>	Bluelined Large-eye Bream	Kaptenn Blan
<i>Gymnosarda unicolor</i>	Dog Tooth Tuna	Ton Ledan
<i>Halichoeres scapularis</i>	Zigzag Sandwrasse	Tanmaren
<i>Hamantura uarnak</i>	Honeycomb Stingray	Lare boukle
<i>Herklotsichthys punctatus</i>	Sardine Herring	Sardin Ordiner
<i>Herklotsichthys quadrimaculatus</i>	Blueline herring	Sardin Ordiner
<i>Hipposcarus harid</i>	Candelamoa Parrotfish	Kakatwa Brino
<i>Istiophorus platypterus</i>	Sailfish	Sailfish
<i>Isurus Oxyrinchus</i>	Short fin Mako	Moro
<i>Katsuwonus pelamis</i>	Skipjack Tuna	Skipjack
<i>Leptoscarus vaigiensis</i>	Marbled Parrotfish	Marare
<i>Lethrinus borbonicus</i>	Snubnose Emperor	Toloy
<i>Lethrinus caeruleus</i>		
<i>Lethrinus conchyliaius</i>	Red Axel Emperor	Gel de Ven
<i>Lethrinus crocineus</i>	Yellowtail Emperor	Laskar
<i>Lethrinus elongatus</i>	Longface Emperor	Gel long
<i>Lethrinus enigmaticus</i>	Blackeye Emperor	
<i>Lethrinus harak</i>	Blackspot Emperor	Ziblo
<i>Lethrinus lentjan</i>	Redspot Emperor	Zekler
<i>Lethrinus mahsena</i>	Mahsena Emperor	Madanm Beri
<i>Lethrinus microdon</i>	Small Tooth Emperor	Bek Long
<i>Lethrinus miniatus</i>	Trumpet Emperor	Poul Kouve
<i>Lethrinus nebulosus</i>	Spangled Emperor	Kaptenn Rouz
<i>Lethrinus variegatus</i>	Variegated Emperor	Baksou
<i>Loxodon macrorhinus</i>	Sliteye Shark	Reken Pisar
<i>Lutjanus argentimaculatus</i>	Mangrove Red Snapper	Karp
<i>Lutjanus bengalensis</i>	Bengal Snapper	Madras
<i>Lutjanus bohar</i>	Twospot Red Snapper	Vara Vara

SCIENTIFIC NAME	ENGLISH NAME	LOCAL NAME
<i>Lutjanus coccineus</i>	Humphead Snapper	Bordmar
<i>Lutjanus fulviflamma</i>	Black-Spot Snapper	Ziblo
<i>Lutjanus gibbus</i>	Humpback Red Snapper	Terez
<i>Lutjanus kasmira</i>	Bluelined Snapper	Madras
<i>Lutjanus monostigma</i>	Onespot Snapper	Semiz
<i>Lutjanus rivulatus</i>	Scribbled Snapper	Bourzwa de Zil
<i>Lutjanus sebae</i>	Emperor Red Snapper	Bourzwa
<i>Makaira indica</i>	Black Marlin	Espadron
<i>Makaira mazara</i>	Blue Marlin	Espadron
<i>Monodactylus argenteus</i>	Natal Mony	Lime
<i>Naso hexacanthus</i>	Blacktongue Unicornfish	Korn Blan
<i>Octopus vulgaris</i>	Octopus	Zourit
<i>Oedalechilus labiosus</i>	Foldlip Mullet	Mile Laronn
<i>Ondontaspis tricuspidatus</i>	Sand Tiger Shark	
<i>Paracaesio xanthurus</i>	Yellowtail Blue Snapper	Makro Zonn
<i>Parupeneus barberinus</i>	Dash and Dot Goatfish	Rouze Tas
<i>Parupeneus cinnabarinus</i>	Cinnabar Goatfish	Rouze Lokal
<i>Parupeneus porphyreus</i>	Rosy Goatfish	Rouze Rouz
<i>Platax orbicularis</i>	Orbicular Batfish	Poul Do
<i>Plectorhinchus gaterinus</i>	Balckspotted Rubberlip	Kaka Matlo
<i>Plectorhinchus orientalis</i>	Oriental Sweetlips	Vyey Sesil
<i>Plectorhinchus schotaf</i>	Minstrel	Marmite
<i>Plectropomus laevis</i>	Spotted Coral Trout	Vyey Babonn Sesil
<i>Plectropomus maculatus</i>	Leopard Coral Grouper	Vyey Zannannan
<i>Plectropomus punctatus</i>	Marbled Coral Grouper	Babonn Fey Koko
<i>Priacanthus hamrur</i>	Moontail bullseye	Lapo Soulye
<i>Pristipomoides filamentosus</i>	Bluespotted Jobfish	Batrikan, Kalkal
<i>Pristipomoides multidentatus</i>	Striped Jobfish	Sagresyen
<i>Ranina ranina</i>	Spanner crab	Crab Giraf

SCIENTIFIC NAME	ENGLISH NAME	LOCAL NAME
<i>Rastrelliger kanagurta</i>	Indian Mackerel	Makro Dou
<i>Rhinobatos blochi</i>	Sand Shark	
<i>Rhynchobatus djiddensis</i>	Giant Guitarfish	Reken Violon
<i>Sarda orientalis</i>	Striped Bonito	Brosadan
<i>Scarus falcipinnis</i>	Sicklefin Parrotfish	Kakatwa Ver
<i>Scarus ghobban</i>	Yellowscale Parrotfish	Kakatwa Blan
<i>Scarus rubrioviolaceus</i>	Ember Parrotfish	Kakatwa Rouz
<i>Scolopsis frenatus</i>	Seychelles Moncle Bream	Batgren
<i>Selar crumenophthalmus</i>	Bigeye Scad	Makro Gro Lizye
<i>Seriola rivoliana</i>	Almaco Jack	Somon
<i>Siganus argenteus</i>	Streamlined Spinefoot	Kordonnyen Soulfanm
<i>Siganus canaliculatus</i>	Whitespotted Spinefoot	kordonnyen Brizan
<i>Siganus corallinus</i>	Bluespotted Spinefoot	Kordonnyen Lafimen
<i>Siganus stellatus</i>	Browns spotted Spinefoot	Kordonnyen Margrit
<i>Siganus sutor</i>	Shoemaker Spinefoot	Kordonnyen Blan
<i>Sphyraena barracuda</i>	Great Barracuda	Tazar
<i>Sphyraena bleekeri</i>	Sawtooth Barracuda	Bekin Vera
<i>Sphyraena forsteri</i>	Bigeye Barracuda	Bekin
<i>Sphyraena jello</i>	Pickhandle Barracuda	Bekin Karo
<i>Sphyraena obtusata</i>	Obtuse Barracuda	Bekin Gomon
<i>Sphyrna lewini</i>	Scalloped hammerhead shark	Reken Marto
<i>Taeniura lymma</i>	Bluespotted Ribbontail ray	Lare Bannann
<i>Taeniura melanospilos</i>	Blotched Funtail Ray	Lare Brizan
<i>Thunnus albacares</i>	Yellowfin Tuna	Ton Zonn
<i>Thunnus obesus</i>	Bigeye Tuna	Ton Gro Lizye
<i>Variola albimarginata</i>	White-edge lyretail Grouper	Gran Queue
<i>Variola louti</i>	Lyretail Grouper	Krwasan
<i>Zebrasoma veliferum</i>	Sailfish Tang	Taba

KEY TO BOAT/GEAR TYPES USED IN THE ARTISANAL FISHERIES

BOAT TYPE	GEAR TYPE	CODE
PIROGUE	Handlines	P.LHP
	Static Trap	P.FIXS
	Active Trap	P.FIXA
	Handlines & Traps	P.LHP FIX
	Encircling Gillnets	P.GNC
	Set Gillnets	P.GNS
	Beach Seine	P.BS
OUTBOARD	Handlines	OB.LHP
	Static Trap	OB.FIXS
	Active Trap	OB.FIXA
	Handlines & Traps	OB.LHP FIX
	Encircling Gillnets	OB.GNC
	Set Gillnets	OB.GNS
	Beach Seine	OB.BS
INBOARD	Handlines	IB.LHP
	Traps	IB.FIX
FISHERMEN ON FOOT	Harpoon	FOOT HAR
	Traps	FOOT FIX

Vessel Category Definition:

1. Pirogue: A boat without or with an outboard engine of less than or equal to 15Hp.
2. Outboard: A boat with an outboard engine greater than 15Hp.
3. Inboard: An undecked or partially decked boat with an inboard engine.
4. Schooner: A fully decked boat with an inboard engine.

SUMMARY OF 2015 ARTISANAL FISHERIES STATISTICS

During 2015, a total of 3,214.2 MT of fish was landed on Mahé, Praslin and La Digue by approximately 429 fishing boats where 84.2% of the total catch was landed on Mahé. The total artisanal catches dropped by 418.3MT whilst the number of vessels increased by 2 vessels (excluding sport fishing vessels) respectively compared to 2014. The decreased in catches could well be attributed to the continued ice shortage experienced by fishermen during the year of 2015 and also due to environmental factors.

The most important species groups landed (greater than 5% of the total catch) were carangue (25.8%), maquereau doux (16.5%), job (11.2%), bourgeois (6.7%) and cordonnier (6.7%) Compared to the previous year, significant increase of 271% were recorded for other pelagic species whilst catches of maquereau doux, bonite and becune increased by 36%, 44% and 14% respectively when compared to the previous year. All other species recorded a decrease in catches with the exception of carangues which remained more or less the same

The average monthly catch in 2015 was 267.8 Mt, representing a decrease of 12% over the previous year. Peak landings occurred in August (361.2 MT) and the lowest in January (179.2 MT). The mean monthly catch during the SE Trades (June – September, inclusive) was 289.0 MT, compared to a mean monthly catch during the Northwest (NW) monsoon (October – May, inclusive) of 257.3 MT.

In 2015 the percentage of the total artisanal catch taken by the small boat fishery (pirogues and outboards) was 45.7% whilst fishermen on foot accounted for only 0.1% of the total artisanal catch, with octopus dominated the catch accounting for 61.1% of catches from this fishery. Maquereau doux dominated the catches of both pirogues and outboard accounting for 40.6% and 36.0% respectively. Other important species group dominating outboard fishery were cordonnier (14.5%), carangues (14.3%) and other maquereau (9.6%).

Similar to 2014, whalers accounted for 40.2% of the total landings in 2015. An average of 94 whalers operated each month during 2015. Carangues, job and bourgeois dominated the whaler handline fishery accounting for 45.4%, 19.9% and 10.3% of the total whaler handline catches respectively. Peak landings for this fishery, occurred in October (193.0 Mt) and lowest in January (31.7 MT)

An average of 18 schooners were in operation during 2014 and these vessels accounted for 8.4% of total artisanal landings. Bourgeois was again the most important species caught by schooners (24.1%), followed by the 'others' category (14.5%), carangue (14.0%) and job gris (10.9%). For the whole of 2015, significant increased (36%) was observed in catches by Semi-industrial longliners conducting trip targeting demersal.

Typical of previous years, the handline fishery dominated artisanal fisheries catches, accounting for 59.7% of total landings in 2015 followed by net fishery (21.6%). Total catch by handline for the year 2015 was estimated at 1,920.9 MT representing a slight decrease of 6% from the 2,044.3 MT estimated for 2014. In 2015, decreased in catches were observed by all gear type used with the exception of catches by static trap which remained

constant. Catches by harpoon and active trap decreased by 46% each whilst catches by handline and traps and catches using gears (dropline, reels etc) classified as “others” decreased by 34% and 42% respectively when compared to the previous year. The catch distribution by boat-gear type was as follows:

Boat type/Gear	Handlines	Trap	Handlines & Trap	Net	Harpoon	Other
On Foot	-	61.1%	-	-	38.9%	-
Pirogues	20.5%	22.8%	-	56.7%	-	-
Outboards	26.2%	20.5%	6.1%	47.1%	-	-
Whalers	99.7%	0.3%		-	-	-
Schooners	91.2%	-	-	-	-	8.8%
Semi Industrial LL	-	-	-	-	-	100.0%

Compared to 2014, effort increased in handline fishery whilst all other fishery recorded a decreased in fishing effort.

Gear Type	Total Effort - 2015
Handlines	50604 men-days
Traps	74693 sets
Nets	2171 sets
Harpoon	140 men-days

In 2015 catch rates increased for foot fishermen using both harpoon and static trap. For pirogue fishery there were a decrease in catch rate when handline & trap and encircle gillnet were used whilst handline and static trap recorded a slight increase compared to 2014. Catch rates using handlines for outboard and schooner recorded an increased compared to the previous year whilst whaler recorded a decreased. In outboard, an increase in catch rate were also recorded when static trap, active trap and encircling gillnet were used.

Catch Per Unit Effort By Boat-Gear Type	ON FOOT	PIROGUE	OUTBOARD	WHALER	SCHOONER
Handline (kg/man day)	-	17.8	35.5	44.0	33.4
Static Trap (kg/trap)	4.9	3.6	4.5	10.1	-
Active Trap (kg/Trap)	-	-	5.1	-	-
Handline & Trap (kg/man day)	-	-	29.6	-	-
Encircling Gillnet (kg/set)	-	46.5	355.7	-	-
Set Gillnet (kg/set)	-	-	-	-	-
Beach Seine (kg/haul)	-	-	-	-	-
Harpoon (kg/man day)	11.4	-	-	-	-

TABLE 1. ARTISANAL CATCH STATISTICS SUMMARY

	2006	2007	2008	2009	2010	2011	2012	2013	2014	2015
1. TOTAL CATCH (MT)	3839.8	4184.4	4777.3	3027.6	2596.6	2867.5	2506.4	4150.4	3632.5	3214.2
% Landed Mahé	82.0	87.3	80.5	73.7	90.7	91.3	84.2	87.3	84.3	84.2
% Landed Praslin/La Digue	18.0	12.7	19.5	26.3	9.3	8.7	15.8	12.7	15.7	15.8
2. CATCH BY BOAT TYPE										
On Foot (%)	0.6	0.4	0.8	0.7	0.6	0.4	0.5	0.3	0.2	0.1
Pirogue (%)	2.1	0.6	0.6	1.1	0.6	0.5	1.0	1.1	1.6	0.6
Outboard (%)	28.3	25.0	25.4	37.5	33.9	33.1	50.6	36.7	40.2	45.1
Whaler (%)	56.7	63.3	64.2	47.4	47.8	51.8	30.7	51.6	40.2	40.2
Schooner (%)	11.5	9.3	8.9	13.2	17.1	12.9	16.2	9.2	14.3	8.4
Semi Industrial Longliner (%)	0.6	1.4	0.1	0.1	0.0	1.2	1.0	1.3	3.6	5.5
3. CATCH BY GEAR TYPE										
Harpoon (%)	0.5	0.6	0.8	0.5	0.3	0.3	0.3	0.2	0.1	0.1
Handline (%)	77.1	82.3	80.2	73.9	72.1	71.0	52.6	68.0	56.3	59.7
Traps (%)	9.4	6.2	6.3	10.0	11.9	12.7	12.7	8.9	9.6	9.5
Traps & Handline (%)	5.3	4.5	4.6	4.8	5.4	5.4	4.4	3.1	3.7	2.8
Nets (%)	7.5	6.5	8.1	10.8	10.2	9.4	27.6	17.9	20.9	21.6
Dropline & Other gear (%)	0.6	1.4	0.1	0.1	0.0	1.2	2.2	1.9	9.5	6.3
4. MAJOR SPECIES CATCHES										
Carangues (%)	19.7	17.1	25.7	17.8	26.0	28.9	21.9	32.6	24.0	25.8
Job (%)	15.5	28.2	15.8	16.9	13.6	14.0	8.0	10.1	13.3	11.2
Maquereau Doux (%)	4.8	2.5	6.1	2.9	6.7	7.6	18.7	12.5	9.1	16.5
Capitaine (%)	4.2	7.2	7.1	7.2	3.7	5.3	5.7	5.2	5.4	3.7
Red Snapper (%)	26.7	29.5	22.0	20.4	24.0	17.6	10.7	11.1	19.8	9.5
Cordonier (%)	7.2	8.5	4.0	7.3	6.1	8.6	7.2	4.8	6.3	6.7
Bonite (%)	1.9	0.6	3.1	5.0	2.6	3.0	2.8	5.2	2.9	3.2
Vielle (%)	3.2	4.1	3.2	2.7	3.0	3.5	3.2	2.4	3.4	3.9
5. BOATS OPERATING										
Total	351	400	401	451	413	399	412	417	427	429
(Mean No. Pirogues	19	15	15	15	9	9	9	9	7	7
Per Month) Outboard	209	261	261	310	281	265	283	287	298	305
Whaler	103	103	103	104	99	101	96	99	95	94
Schooner	17	19	19	21	22	21	22	20	19	18
Sport	0	0	0	0	0	0	0	0	0	0
Semi-Industrial Longliner	3	2	3	2	2	2	2	2	7	5
6. LOCAL FISH PURCHASES										
	667.9	351.8	470.0	700.6	775.8	662.4	1049.0	901.3	994.4	615.0
7. FISH EXPORTS										
	383.0	353.6	412.1	365.0	326.6	224.0	239.5	246.3	294.0	247.5

TABLE 1. MONTHLY CATCH BY BOAT TYPE AND SPECIES COMPOSITION ON MAHE, (UNITS:Mt)

TABLE 1A. MAHE,PRASLIN & LA DIGUE

BOAT TYPE	JAN	FEB	MAR	APR	MAY	JUN	JUL	AUG	SEP	OCT	NOV	DEC	TOTAL	%
FISHERMEN ON FOOT	0.2	0.2	0.0	0.2	0.2	0.0	0.5	0.2	0.0	1.1	0.1	0.0	2.6	0.1%
PIROGUES	1.7	1.9	2.0	3.1	1.4	1.6	1.7	1.4	2.5	1.6	1.5	0.3	20.5	0.6%
OUTBOARDS	135.7	130.0	96.9	71.8	89.0	113.0	158.1	287.4	75.9	119.8	88.8	83.8	1450.3	45.1%
WHALERS	31.7	92.8	91.1	74.5	104.0	139.3	71.8	58.3	171.8	193.3	174.8	90.0	1293.3	40.2%
SCHOONERS ¹	9.9	31.3	37.6	41.9	48.5	14.3	9.9	2.9	11.7	18.3	29.0	14.7	270.0	8.4%
RESEARCH VESSELS	0.0	0.0	0.0	0.0	0.0	0.0	0.0	0.0	0.0	0.0	0.0	0.0	0.0	0.0%
SEMI-INDUSTRIAL LONGLINER ²	0.0	14.5	10.8	21.8	13.2	14.7	2.1	11.0	6.0	12.4	44.4	26.5	177.5	5.5%
SPORT FISHERY	0.0	0.0	0.0	0.0	0.0	0.0	0.0	0.0	0.0	0.0	0.0	0.0	0.0	0.0%
TOTAL	179.2	270.7	238.4	213.3	256.2	282.8	244.0	361.2	267.9	346.6	338.6	215.2	3214.2	100.0%

SPECIES COMPOSITION

CARANGUES	37.9	54.6	19.5	48.2	77.1	134.1	67.7	42.2	76.9	159.0	30.9	82.6	830.8	25.8%
MAQUEREAU DOUX	30.8	55.7	36.2	7.6	12.0	10.3	77.3	235.5	17.9	15.4	16.2	15.6	530.4	16.5%
OTHER MAQUEREAU	6.3	3.3	4.9	7.7	17.4	28.9	1.6	6.6	15.3	20.4	13.1	13.6	139.0	4.3%
BONITE	2.4	7.4	5.2	16.8	15.2	24.5	11.2	6.3	3.8	6.4	2.7	1.7	103.6	3.2%
OTHER PELAGIC	0.4	0.7	2.6	13.5	12.1	12.4	3.9	11.9	9.4	8.4	21.4	19.5	116.2	3.6%
BECUNE	7.3	14.9	25.3	13.1	10.6	3.1	7.3	5.9	12.5	6.1	13.2	11.0	130.2	4.1%
CORDONIER	24.2	20.6	15.4	11.5	9.6	15.1	16.6	13.2	19.1	28.8	19.6	22.4	215.9	6.7%
OTHER TRAP FISH	12.6	13.0	10.4	9.3	8.1	6.6	6.7	7.3	5.2	4.7	6.5	5.7	96.0	3.0%
RED SNAPPER	0.9	2.8	7.5	7.1	4.2	1.4	5.1	1.2	5.6	43.1	10.4	1.7	91.2	2.8%
BOURGEOIS	9.9	15.1	33.9	15.3	17.8	3.5	4.4	3.6	52.8	8.7	42.7	7.7	215.7	6.7%
JOB	13.0	36.6	28.1	32.8	39.8	25.8	20.6	8.0	26.8	8.7	105.8	14.3	360.4	11.2%
MACONDE	2.6	5.6	8.1	4.7	5.5	0.9	0.7	1.6	1.2	2.4	2.7	0.8	36.9	1.1%
OTHER VIEILLE	1.9	10.3	10.6	8.4	6.2	1.4	2.8	1.7	4.8	5.1	34.0	1.5	88.6	2.8%
CAPITAINE	12.6	15.3	14.4	7.8	9.8	5.8	13.5	11.4	7.7	8.3	7.8	4.9	119.3	3.7%
SHARK & RAY	9.3	1.2	0.5	1.5	0.8	3.5	2.2	1.5	2.6	1.1	1.5	1.0	26.6	0.8%
OCTOPUS	1.0	1.4	3.1	0.9	0.5	0.0	0.3	1.1	1.6	2.8	2.0	0.5	15.1	0.5%
OTHERS	2.8	6.4	7.8	7.1	8.3	5.6	2.2	2.3	1.8	17.1	5.4	6.8	73.6	2.3%
CRABS	3.4	5.7	5.0	0.0	1.1	0.0	0.0	0.0	2.8	0.0	2.9	3.9	24.8	0.8%
TOTAL	179.2	270.7	238.4	213.3	256.2	282.8	244.0	361.2	267.9	346.6	338.6	215.2	3214.2	100.0%

¹ Schooner catches include schooner handline and other gears such as dropline² Semi-industrial longliners conducting artisanal fishing trips excluding Longline sets

TABLE 1B.

MAHE

BOAT TYPE	JAN	FEB	MAR	APR	MAY	JUN	JUL	AUG	SEP	OCT	NOV	DEC	TOTAL	%
FISHERMEN ON FOOT	0.2	0.2	0.0	0.2	0.2	0.0	0.5	0.2	0.0	1.1	0.1	0.0	2.6	0.1%
PIROGUES	1.7	1.9	2.0	3.1	1.4	1.6	1.7	1.4	2.5	1.6	1.5	0.3	20.5	0.8%
OUTBOARDS	108.6	109.2	70.6	56.6	71.8	85.2	134.2	278.6	55.0	88.3	65.8	59.2	1183.3	43.7%
WHALERS	18.0	71.7	63.7	53.4	82.7	115.0	63.2	44.7	151.6	179.9	130.4	78.1	1052.4	38.9%
SCHOONERS ¹	9.9	31.3	37.6	41.9	48.5	14.3	9.9	2.9	11.7	18.3	29.0	14.7	270.0	10.0%
RESEARCH VESSELS	0.0	0.0	0.0	0.0	0.0	0.0	0.0	0.0	0.0	0.0	0.0	0.0	0.0	0.0%
SEMI-INDUSTRIAL LONGLINER ²	0.0	14.5	10.8	21.8	13.2	14.7	2.1	11.0	6.0	12.4	44.4	26.5	177.5	6.6%
SPORT FISHERY	0.0	0.0	0.0	0.0	0.0	0.0	0.0	0.0	0.0	0.0	0.0	0.0	0.0	0.0%
TOTAL	138.4	228.9	184.6	177.0	217.7	230.8	211.6	338.7	226.9	301.8	271.2	178.8	2706.3	100.0%

SPECIES COMPOSITION

CARANGUES	25.0	49.8	12.8	45.1	68.5	118.0	57.4	38.5	66.4	150.3	11.3	79.0	722.2	26.7%
MAQUEREAU DOUX	28.9	51.3	27.2	7.6	9.2	9.3	76.9	235.2	16.1	15.4	11.3	15.6	503.9	18.6%
OTHER MAQUEREAU	0.0	0.0	0.0	0.0	13.9	14.5	0.0	4.9	11.0	4.4	8.8	0.0	57.6	2.1%
BONITE	2.3	7.0	5.0	16.5	14.6	23.1	10.5	5.6	3.2	4.1	1.4	1.1	94.4	3.5%
OTHER PELAGIC	0.1	0.2	1.8	12.5	11.5	12.2	3.8	10.8	9.2	7.8	20.5	19.3	109.6	4.0%
BECUNE	6.8	14.2	24.1	12.0	10.5	3.0	6.6	5.6	11.5	5.7	12.2	8.6	120.9	4.5%
CORDONIER	21.7	17.2	14.3	10.4	8.2	14.0	13.6	12.7	16.1	24.5	18.5	19.8	190.8	7.1%
OTHER TRAP FISH	9.0	9.3	6.6	6.5	4.9	4.0	1.8	5.3	2.5	2.8	4.1	2.9	59.5	2.2%
RED SNAPPER	0.3	1.6	6.4	5.8	3.2	0.4	4.6	0.9	5.0	42.5	8.0	0.7	79.3	2.9%
BOURGEOIS	8.7	13.5	30.4	13.3	16.4	2.9	3.6	2.6	51.5	7.4	39.8	6.4	196.5	7.3%
JOB	7.0	24.7	14.0	20.4	27.7	16.1	16.6	2.9	17.5	5.9	86.3	10.4	249.4	9.2%
MACONDE	2.4	5.0	7.4	4.5	5.2	0.8	0.6	1.1	0.7	2.2	1.9	0.5	32.4	1.2%
OTHER VIEILLE	1.2	9.8	9.0	8.0	5.8	1.0	2.2	1.0	4.5	4.6	32.0	1.1	80.2	3.0%
CAPITAINE	9.0	12.6	11.3	5.6	8.1	3.7	10.2	8.3	4.7	4.9	4.8	2.1	85.4	3.2%
SHARK & RAY	8.9	0.5	0.1	1.1	0.6	3.0	0.9	0.3	2.4	0.5	0.4	0.3	18.9	0.7%
OCTOPUS	0.9	0.3	1.4	0.5	0.2	0.0	0.2	1.1	0.2	1.8	1.6	0.5	8.7	0.3%
OTHERS	2.7	6.3	7.7	7.1	8.3	4.8	2.0	2.2	1.7	17.0	5.4	6.8	71.9	2.7%
CRABS	3.4	5.7	5.0	0.0	1.1	0.0	0.0	0.0	2.8	0.0	2.9	3.9	24.8	0.9%
TOTAL	138.4	228.9	184.6	177.0	217.7	230.8	211.6	338.7	226.9	301.8	271.2	178.8	2706.3	100.0%

¹ Schooner catches include schooner handline and other gears such as dropline² Semi-industrial longliners conducting artisanal fishing trips excluding Longline sets

TABLE 1C.

PRASLIN & LA DIGUE

BOAT TYPE	JAN	FEB	MAR	APR	MAY	JUN	JUL	AUG	SEP	OCT	NOV	DEC	TOTAL	%
FISHERMEN ON FOOT	0.0	0.0	0.0	0.0	0.0	0.0	0.0	0.0	0.0	0.0	0.0	0.0	0.0	0.0%
PIROGUES	0.0	0.0	0.0	0.0	0.0	0.0	0.0	0.0	0.0	0.0	0.0	0.0	0.0	0.0%
OUTBOARDS	27.1	20.7	26.3	15.2	17.3	27.8	23.8	8.8	20.9	31.5	23.0	24.6	267.0	52.6%
WHALERS	13.7	21.1	27.4	21.1	21.2	24.3	8.6	13.6	20.2	13.4	44.5	11.8	240.9	47.4%
TOTAL	40.8	41.9	53.7	36.3	38.5	52.1	32.4	22.4	41.1	44.9	67.4	36.5	507.9	100.0%

SPECIES COMPOSITION

CARANGUES	12.9	4.8	6.7	3.1	8.6	16.1	10.3	3.7	10.6	8.7	19.6	3.6	108.6	21.4%
MAQUEREAU DOUX	2.0	4.4	9.0	0.0	2.9	0.9	0.4	0.4	1.8	0.0	4.9	0.0	26.5	5.2%
OTHER MAQUEREAU	6.3	3.3	4.9	7.7	3.5	14.4	1.6	1.6	4.3	16.0	4.3	13.6	81.4	16.0%
BONITE	0.1	0.4	0.2	0.3	0.7	1.4	0.7	0.7	0.6	2.3	1.3	0.6	9.2	1.8%
OTHER PELAGIC	0.3	0.5	0.8	1.0	0.6	0.2	0.1	1.1	0.2	0.6	0.9	0.3	6.6	1.3%
BECUNE	0.4	0.8	1.2	1.0	0.1	0.1	0.6	0.4	1.0	0.4	0.9	2.3	9.3	1.8%
CORDONIER	2.5	3.4	1.1	1.1	1.5	1.1	3.0	0.5	3.0	4.3	1.1	2.6	25.1	4.9%
OTHER TRAP FISH	3.6	3.7	3.8	2.8	3.1	2.6	4.9	2.0	2.8	2.0	2.4	2.8	36.6	7.2%
RED SNAPPER	0.7	1.2	1.1	1.3	1.0	1.1	0.5	0.3	0.7	0.6	2.4	1.1	11.9	2.3%
BOURGEOIS	1.2	1.6	3.5	2.1	1.5	0.6	0.8	1.0	1.3	1.4	2.9	1.3	19.2	3.8%
JOB	6.0	11.9	14.1	12.4	12.1	9.7	4.1	5.1	9.3	2.9	19.4	4.0	111.0	21.9%
MACONDE	0.2	0.6	0.7	0.1	0.3	0.1	0.1	0.5	0.5	0.3	0.9	0.4	4.4	0.9%
OTHER VIEILLE	0.7	0.5	1.6	0.4	0.4	0.3	0.5	0.7	0.3	0.5	2.0	0.4	8.4	1.7%
CAPITAINE	3.5	2.7	3.1	2.2	1.7	2.1	3.4	3.1	3.1	3.4	3.0	2.8	33.9	6.7%
SHARK & RAY	0.4	0.7	0.4	0.3	0.2	0.5	1.4	1.2	0.2	0.6	1.1	0.8	7.8	1.5%
OCTOPUS	0.1	1.1	1.7	0.5	0.3	0.0	0.0	0.0	1.4	1.0	0.4	0.0	6.4	1.3%
OTHERS	0.1	0.2	0.1	0.1	0.0	0.8	0.2	0.2	0.1	0.1	0.0	0.0	1.7	0.3%
TOTAL	40.8	41.9	53.7	36.3	38.5	52.1	32.4	22.4	41.1	44.9	67.4	36.5	507.9	100.0%

TABLE 2. ANNUAL CATCH & EFFORT FOR THE SMALL BOAT FISHERY

TABLE 2A. MAHE, PRASLIN & LA DIGUE

BOAT GEAR TYPE	NO. (*) OF BOATS	CATCH			MAN HOURS	EFFORT		KG PER MANHR
		MT	(1)%	(2)%		(1)%	(2)%	
P LHP	2	4.2	20.5	0.3	1086	19.0	0.6	3.9
P FIXS	4	4.7	22.8	0.3	1333	23.3	0.7	3.5
P FIXA	1	0.0	0.0	0.0	0	0.0	0.0	0.0
P LHP FIX	0	0.0	0.0	0.0	0	0.0	0.0	0.0
P GNC	1	11.6	56.7	0.8	3306	57.7	1.8	3.5
P GNS	0	0.0	0.0	0.0	0	0.0	0.0	0.0
P BS	0	0.0	0.0	0.0	0	0.0	0.0	0.0
OB LHP	140	380.6	26.2	25.8	72375	41.4	40.1	5.3
OB FIXS	77	251.1	17.3	17.0	50306	28.8	27.9	5.0
OB FIXA	30	46.7	3.2	3.2	6355	3.6	3.5	7.4
OB LHP FIX	28	88.6	6.1	6.0	19424	11.1	10.8	4.6
OB GNC	26	683.3	47.1	46.3	26298	15.0	14.6	26.0
OB GNS	1	0.0	0.0	0.0	0	0.0	0.0	0.0
OB BS	0	0.0	0.0	0.0	0	0.0	0.0	0.0
IB FIXS	1	3.3	100.0	0.2		0.0	0.0	0.0
FOOT HAR	2	1.6	61.1	0.1		0.0	0.0	0.0
FOOT FIXS	0	1.0	38.9	0.1		0.0	0.0	0.0
PIROGUES	7	20.5		1.4	5725		3.2	3.6
OUTBOARDS	303	1450.3		98.2	174758		96.8	8.3
WHALER - FIXS	1	3.3		0.2	0		0.0	0.0
FOOT	2	2.6		0.2	0		0.0	0.0
TOTAL	312	1476.7		100.0	180483		100.0	8.2
HANDLINE	141	384.8		26.1	73461		40.7	5.2
STATIC TRAP	82	260.1		17.6	51639		28.6	5.0
ACTIVE TRAP	31	46.7		3.2	6355		3.5	7.4
LINE & TRAP	29	88.6		6.0	19424		10.8	4.6
ENCIRCLE NET	28	694.9		47.1	29604		16.4	23.5
SET NET	1	0.0		0.0	0		0.0	0.0
BEACH SEINE	0	0.0		0.0	0		0.0	0.0
HARPOON	2	1.6		0.1	0		0.0	0.0

* Mean Number Operating Per Month

\$ Excludes "On Foot"

(1)% of Boat-Type Catch, (2)% of Total Catch

TABLE 2B.

MAHE

BOAT GEAR TYPE	NO. (*) OF BOATS	CATCH			MAN HOURS	EFFORT		KG PER MANHR
		MT	(1)%	(2)%		(1)%	(2)%	
P LHP	2	4.2	20.5	0.3	1086	19.0	0.7	3.9
P FIXS	4	4.7	22.8	0.4	1333	23.3	0.9	3.5
P FIXA	0	0.0	0.0	0.0	0	0.0	0.0	0.0
P LHP FIX	0	0.0	0.0	0.0	0	0.0	0.0	0.0
P GNC	1	11.6	56.7	1.0	3306	57.7	2.2	3.5
P GNS	0	0.0	0.0	0.0	0	0.0	0.0	0.0
P BS	0	0.0	0.0	0.0	0	0.0	0.0	0.0
OB LHP	107	299.1	25.3	24.7	56917	39.1	37.1	5.3
OB FIXS	69	214.3	18.1	17.7	44990	30.9	29.4	4.8
OB FIXA	3	14.2	1.2	1.2	3061	2.1	2.0	4.6
OB LHP FIX	18	82.4	7.0	6.8	17942	12.3	11.7	4.6
OB GNC	22	573.4	48.5	47.4	22716	15.6	14.8	25.2
OB GNS	0	0.0	0.0	0.0		0.0	0.0	0.0
OB BS	0	0.0	0.0	0.0		0.0	0.0	0.0
IB FIXS	1	3.3	100.0	0.3	869	100.0	0.6	3.8
FOOT HAR	1	1.6	61.1	0.1	702	67.3	0.5	2.3
FOOT FIXS	0	1.0	38.9	0.1	342	32.7	0.2	3.0
PIROGUES	7	20.5		1.7	5725		3.7	3.6
OUTBOARDS	219	1183.3		97.8	145626		95.0	8.1
WHALER - FIXS	1	3.3		0.3	869		0.6	3.8
FOOT	1	2.6		0.2	1044		0.7	2.5
TOTAL	227	1209.7		100.0	153264		100.0	7.9
HANDLINE	108	303.3		25.1	58004		37.8	5.2
STATIC TRAP	73	223.3		18.5	47533		31.0	4.7
ACTIVE TRAP	3	14.2		1.2	3061		2.0	4.6
LINE & TRAP	18	82.4		6.8	17942		11.7	4.6
ENCIRCLE NET	24	585.0		48.4	26022		17.0	22.5
SET NET	0	0.0		0.0	0		0.0	0.0
BEACH SEINE	0	0.0		0.0	0		0.0	0.0
HARPOON	1	1.6		0.1	702		0.5	2.3

* Mean Number Operating Per Month

\$ Excludes "On Foot"

(1)% of Boat-Type Catch, (2)% of Total Catch

TABLE 2C. PRASLIN & LA DIGUE,

BOAT GEAR TYPE	NO. (*)	CATCH			MAN HOURS	EFFORT		KG PER MANHR
		MT	(1)%	(2)%		(1)%	(2)%	
P LHP	0	0.0	0.0	0.0	0	0.0	0.0	0.0
P FIXS	0	0.0	0.0	0.0	0	0.0	0.0	0.0
P FIXA	1	0.0	0.0	0.0	0	0.0	0.0	0.0
P LHP FIX	0	0.0	0.0	0.0	0	0.0	0.0	0.0
P GNC	0	0.0	0.0	0.0	0	0.0	0.0	0.0
P GNS	0	0.0	0.0	0.0	0	0.0	0.0	0.0
P BS	0	0.0	0.0	0.0	0	0.0	0.0	0.0
OB LHP	33	81.5	30.5	30.5	15458	53.1	53.1	5.3
OB FIXS	9	36.8	13.8	13.8	5316	18.2	18.2	6.9
OB FIXA	28	32.6	12.2	12.2	3295	11.3	11.3	9.9
OB LHP FIX	10	6.2	2.3	2.3	1482	5.1	5.1	4.2
OB GNC	4	109.9	41.2	41.2	3582	12.3	12.3	30.7
OB GNS	0	0.0	0.0	0.0	0	0.0	0.0	0.0
OB BS	0	0.0	0.0	0.0	0	0.0	0.0	0.0
IB FIXS	0		0.0	0.0		0.0	0.0	0.0
FOOT HAR	1		0.0	0.0		0.0	0.0	0.0
FOOT FIXS	0		0.0	0.0		0.0	0.0	0.0
PIROGUES	1	0.0		0.0	0		0.0	0.0
OUTBOARDS	84	267.0		100.0	29132		100.0	9.2
WHALER - FIXS	0	0.0		0.0	0		0.0	0.0
FOOT	1	0.0		0.0	0		0.0	0.0
TOTAL	86	267.0		100.0	29132		100.0	9.2
HANDLINE	33	81.5		30.5	15458		53.1	5.3
STATIC TRAP	9	36.8		13.8	5316		18.2	6.9
ACTIVE TRAP	28	32.6		12.2	3295		11.3	9.9
LINE & TRAP	10	6.2		2.3	1482		5.1	4.2
ENCIRCLE NET	4	109.9		41.2	3582		12.3	30.7
SET NET	0	0.0		0.0	0		0.0	0.0
BEACH SEINE	0	0.0		0.0	0		0.0	0.0
HARPOON	1	0.0		0.0	0		0.0	0.0

* Mean Number Operating Per Month

\$ Excludes "On Foot"

(1)% of Boat-Type Catch, (2)% of Total Catch

TABLE 3. SPECIES COMPOSITION BY BOAT-TYPE FOR THE SMALL BOAT FISHERY

TABLE 3A. MAHE, PRASLIN & LA DIGUE

SPECIES	PIROGUE		OUTBOARD		WHALER		FOOT		TOTAL	
	MT	%	MT	%	MT	%	MT	%	MT	%
C. BALO	0.0	0.0	143.0	9.9	0.0	0.0	0.0	0.0	143.0	9.7
O. CARANGUE	1.7	8.4	63.7	4.4	0.0	0.0	0.0	0.0	65.5	4.4
M. DOUX	8.3	40.6	522.0	36.0	0.0	0.0	0.0	0.0	530.4	35.9
O. MAQUER	0.0	0.1	139.0	9.6	0.0	0.0	0.0	0.0	139.0	9.4
BONITE	0.2	0.8	42.7	2.9	0.0	0.0	0.0	0.0	42.9	2.9
O. PELAGIC	0.0	0.0	0.6	0.0	0.0	0.0	0.0	0.0	0.6	0.0
BECUNE	1.2	6.0	68.0	4.7	0.0	0.0	0.0	0.0	69.2	4.7
CORDONNIER	3.8	18.7	210.6	14.5	0.6	18.5	0.9	32.8	215.9	14.6
O. TRAP	0.8	3.8	94.3	6.5	0.8	24.3	0.2	6.1	96.0	6.5
R. SNAPPER	0.1	0.2	3.0	0.2	0.2	4.6	0.0	0.0	3.2	0.2
BOURGEOIS	0.0	0.2	15.7	1.1	0.6	19.5	0.0	0.0	16.4	1.1
JOB	0.1	0.6	19.5	1.3	0.0	0.0	0.0	0.0	19.6	1.3
MACONDE	0.1	0.4	13.6	0.9	0.0	0.3	0.0	0.0	13.7	0.9
O. VIEILLE	0.1	0.4	7.1	0.5	0.0	0.0	0.0	0.0	7.2	0.5
CAPITAINE	2.3	11.4	56.3	3.9	0.9	28.3	0.0	0.0	59.6	4.0
SHARK & RAY	0.5	2.5	20.3	1.4	0.0	0.0	0.0	0.0	20.8	1.4
OCTOPUS	0.0	0.1	13.5	0.9	0.0	0.0	1.6	61.1	15.1	1.0
OTHERS	1.2	5.8	17.5	1.2	0.2	4.6	0.0	0.0	18.8	1.3
TOTAL	20.5	100.0	1450.3	100.0	3.3	100.0	2.6	100.0	1476.7	100.0

TABLE 3B. MAHE

SPECIES	PIROGUE		OUTBOARD		WHALER		FOOT		TOTAL	
	MT	%	MT	%	MT	%	MT	%	MT	%
C. BALO	0.0	0.0	117.5	9.9	0.0	0.0	0.0	0.0	117.5	9.7
O. CARANGUE	1.7	8.4	40.6	3.4	0.0	0.0	0.0	0.0	42.3	3.5
M. DOUX	8.3	40.6	495.6	41.9	0.0	0.0	0.0	0.0	503.9	41.7
O. MAQUER	0.0	0.1	57.5	4.9	0.0	0.0	0.0	0.0	57.6	4.8
BONITE	0.2	0.8	38.1	3.2	0.0	0.0	0.0	0.0	38.2	3.2
O. PELAGIC	0.0	0.0	0.2	0.0	0.0	0.0	0.0	0.0	0.2	0.0
BECUNE	1.2	6.0	63.1	5.3	0.0	0.0	0.0	0.0	64.3	5.3
CORDONNIER	3.8	18.7	185.5	15.7	0.6	18.5	0.9	32.8	190.8	15.8
O. TRAP	0.8	3.8	57.7	4.9	0.8	24.3	0.2	6.1	59.5	4.9
R. SNAPPER	0.1	0.2	2.4	0.2	0.2	4.6	0.0	0.0	2.6	0.2
BOURGEOIS	0.0	0.2	12.8	1.1	0.6	19.5	0.0	0.0	13.5	1.1
JOB	0.1	0.6	12.0	1.0	0.0	0.0	0.0	0.0	12.2	1.0
MACONDE	0.1	0.4	12.2	1.0	0.0	0.3	0.0	0.0	12.3	1.0
O. VIEILLE	0.1	0.4	5.4	0.5	0.0	0.0	0.0	0.0	5.5	0.5
CAPITAINE	2.3	11.4	42.8	3.6	0.9	28.3	0.0	0.0	46.0	3.8
SHARK & RAY	0.5	2.5	15.8	1.3	0.0	0.0	0.0	0.0	16.3	1.3
OCTOPUS	0.0	0.1	7.1	0.6	0.0	0.0	1.6	61.1	8.7	0.7
OTHERS	1.2	5.8	17.1	1.4	0.2	4.6	0.0	0.0	18.4	1.5
TOTAL	20.5	100.0	1183.3	100.0	3.3	100.0	2.6	100.0	1209.7	100.0

TABLE 3C. PRASLIN & LA DIGUE

SPECIES	PIROGUE		OUTBOARD		WHALER		FOOT		TOTAL	
	MT	%	MT	%	MT	%	MT	%	MT	%
C. BALO	0.0	0.0	25.5	9.6	0.0	0.0	0.0	0.0	25.5	9.6
O. CARANX	0.0	0.0	23.2	8.7	0.0	0.0	0.0	0.0	23.2	8.7
M. DOUX	0.0	0.0	26.5	9.9	0.0	0.0	0.0	0.0	26.5	9.9
O. MAQUER	0.0	0.0	81.4	30.5	0.0	0.0	0.0	0.0	81.4	30.5
BONITE	0.0	0.0	4.6	1.7	0.0	0.0	0.0	0.0	4.6	1.7
O. PELAGIC	0.0	0.0	0.3	0.1	0.0	0.0	0.0	0.0	0.3	0.1
BECUNE	0.0	0.0	4.9	1.8	0.0	0.0	0.0	0.0	4.9	1.8
CORDONNIER	0.0	0.0	25.1	9.4	0.0	0.0	0.0	0.0	25.1	9.4
O. TRAP	0.0	0.0	36.6	13.7	0.0	0.0	0.0	0.0	36.6	13.7
R. SNAPPER	0.0	0.0	0.6	0.2	0.0	0.0	0.0	0.0	0.6	0.2
BOURGEOIS	0.0	0.0	2.9	1.1	0.0	0.0	0.0	0.0	2.9	1.1
JOB	0.0	0.0	7.4	2.8	0.0	0.0	0.0	0.0	7.4	2.8
MACONDE	0.0	0.0	1.4	0.5	0.0	0.0	0.0	0.0	1.4	0.5
O. VIEILLE	0.0	0.0	1.7	0.6	0.0	0.0	0.0	0.0	1.7	0.6
CAPITAINE	0.0	0.0	13.6	5.1	0.0	0.0	0.0	0.0	13.6	5.1
SHARK & RAY	0.0	0.0	4.5	1.7	0.0	0.0	0.0	0.0	4.5	1.7
OCTOPUS	0.0	0.0	6.4	2.4	0.0	0.0	0.0	0.0	6.4	2.4
OTHERS	0.0	0.0	0.4	0.2	0.0	0.0	0.0	0.0	0.4	0.2
TOTAL	0.0	0.0	267.0	100.0	0.0	0.0	0.0	0.0	267.0	100.0

TABLE 4. SPECIES COMPOSITION BY GEAR TYPE FOR THE SMALL BOAT FISHERY

TABLE 4A. MAHE PRASLIN & LA DIGUE

SPECIES	HANDLINE		STATIC TRAP		ACTIVE TRAP		LINE + TRAP		CIRCLE NET		SET NET		BEACH SEINE		HARPOON	
	MT	%	MT	%	MT	%	MT	%	MT	%	MT	%	MT	%	MT	%
C. BALO	133.5	34.7	0.1	0.0	0.0	0.0	6.3	7.1	3.2	0.5	0.0	0.0	0.0	0.0	0.0	0.0
O. CARANX	54.1	14.1	0.5	0.2	0.1	0.1	9.3	10.5	1.5	0.2	0.0	0.0	0.0	0.0	0.0	0.0
M. DOUX	0.0	0.0	0.0	0.0	0.0	0.0	0.0	0.0	530.4	76.3	0.0	0.0	0.0	0.0	0.0	0.0
O. MAQUER	0.0	0.0	0.0	0.0	0.0	0.0	0.1	0.1	138.9	20.0	0.0	0.0	0.0	0.0	0.0	0.0
BONITE	38.1	9.9	0.0	0.0	0.0	0.0	4.6	5.2	0.2	0.0	0.0	0.0	0.0	0.0	0.0	0.0
O. PELAGIC	0.3	0.1	0.2	0.1	0.0	0.0	0.1	0.1	0.0	0.0	0.0	0.0	0.0	0.0	0.0	0.0
BECUNE	61.0	15.8	0.0	0.0	0.0	0.0	8.2	9.3	0.0	0.0	0.0	0.0	0.0	0.0	0.0	0.0
CORDONNIER	0.0	0.0	160.6	61.8	32.5	69.5	22.8	25.8	0.0	0.0	0.0	0.0	0.0	0.0	0.0	0.0
O. TRAP	0.4	0.1	74.0	28.5	8.8	18.8	12.8	14.4	0.0	0.0	0.0	0.0	0.0	0.0	0.0	0.0
R. SNAPPER	1.9	0.5	0.9	0.3	0.0	0.0	0.4	0.4	0.0	0.0	0.0	0.0	0.0	0.0	0.0	0.0
BOURGEOIS	9.6	2.5	3.9	1.5	0.0	0.0	2.9	3.3	0.0	0.0	0.0	0.0	0.0	0.0	0.0	0.0
JOB	17.2	4.5	0.1	0.0	0.0	0.0	2.3	2.6	0.0	0.0	0.0	0.0	0.0	0.0	0.0	0.0
MACONDE	10.9	2.8	0.8	0.3	0.0	0.0	2.1	2.3	0.0	0.0	0.0	0.0	0.0	0.0	0.0	0.0
O. VIEILLE	3.3	0.9	1.7	0.7	0.1	0.3	2.0	2.3	0.0	0.0	0.0	0.0	0.0	0.0	0.0	0.0
CAPITAINE	29.6	7.7	14.9	5.7	5.1	10.9	9.9	11.2	0.1	0.0	0.0	0.0	0.0	0.0	0.0	0.0
SHARK & RAY	13.5	3.5	0.1	0.1	0.0	0.0	1.9	2.1	5.3	0.8	0.0	0.0	0.0	0.0	0.0	0.0
OCTOPUS	10.7	2.8	0.6	0.2	0.1	0.2	2.2	2.4	0.0	0.0	0.0	0.0	0.0	0.0	1.6	100.0
OTHERS	0.9	0.2	1.7	0.7	0.1	0.1	0.8	0.9	15.4	2.2	0.0	0.0	0.0	0.0	0.0	0.0
TOTAL	384.8	100.0	260.1	100.0	46.7	100.0	88.6	100.0	694.9	100.0	0.0	0.0	0.0	0.0	1.6	100.0

TABLE 4B. MAHE

SPECIES	HANDLINE		STATIC TRAP		ACTIVE TRAP		LINE + TRAP		CIRCLE NET		SET NET		BEACH SEINE		HARPOON	
	MT	%	MT	%	MT	%	MT	%	MT	%	MT	%	MT	%	MT	%
C. BALO	108.0	35.6	0.1	0.0	0.0	0.0	6.3	7.6	3.2	0.5	0.0	0.0	0.0	0.0	0.0	0.0
O. CARANX	31.5	10.4	0.5	0.2	0.0	0.0	8.8	10.7	1.5	0.3	0.0	0.0	0.0	0.0	0.0	0.0
M. DOUX	0.0	0.0	0.0	0.0	0.0	0.0	0.0	0.0	503.9	86.1	0.0	0.0	0.0	0.0	0.0	0.0
O. MAQUER	0.0	0.0	0.0	0.0	0.0	0.0	0.1	0.1	57.5	9.8	0.0	0.0	0.0	0.0	0.0	0.0
BONITE	34.1	11.3	0.0	0.0	0.0	0.0	3.9	4.8	0.2	0.0	0.0	0.0	0.0	0.0	0.0	0.0
O. PELAGIC	0.2	0.1	0.0	0.0	0.0	0.0	0.1	0.1	0.0	0.0	0.0	0.0	0.0	0.0	0.0	0.0
BECUNE	56.1	18.5	0.0	0.0	0.0	0.0	8.2	9.9	0.0	0.0	0.0	0.0	0.0	0.0	0.0	0.0
CORDONNIER	0.0	0.0	155.7	69.7	12.7	89.6	22.4	27.2	0.0	0.0	0.0	0.0	0.0	0.0	0.0	0.0
O. TRAP	0.4	0.1	47.1	21.1	0.7	4.8	11.3	13.7	0.0	0.0	0.0	0.0	0.0	0.0	0.0	0.0
R. SNAPPER	1.5	0.5	0.7	0.3	0.0	0.0	0.4	0.5	0.0	0.0	0.0	0.0	0.0	0.0	0.0	0.0
BOURGEOIS	7.0	2.3	3.6	1.6	0.0	0.1	2.9	3.5	0.0	0.0	0.0	0.0	0.0	0.0	0.0	0.0
JOB	9.9	3.3	0.1	0.0	0.0	0.0	2.2	2.7	0.0	0.0	0.0	0.0	0.0	0.0	0.0	0.0
MACONDE	10.0	3.3	0.3	0.1	0.0	0.0	2.1	2.5	0.0	0.0	0.0	0.0	0.0	0.0	0.0	0.0
O. VIEILLE	2.6	0.9	0.9	0.4	0.0	0.0	2.0	2.4	0.0	0.0	0.0	0.0	0.0	0.0	0.0	0.0
CAPITAINE	23.5	7.8	12.4	5.6	0.8	5.4	9.2	11.2	0.1	0.0	0.0	0.0	0.0	0.0	0.0	0.0
SHARK & RAY	11.5	3.8	0.1	0.0	0.0	0.0	1.4	1.7	3.3	0.6	0.0	0.0	0.0	0.0	0.0	0.0
OCTOPUS	6.2	2.0	0.5	0.2	0.0	0.0	0.4	0.5	0.0	0.0	0.0	0.0	0.0	0.0	1.6	100.0
OTHERS	0.9	0.3	1.4	0.6	0.0	0.0	0.8	0.9	15.4	2.6	0.0	0.0	0.0	0.0	0.0	0.0
TOTAL	303.3	100.0	223.3	100.0	14.2	100.0	82.4	100.0	585.0	100.0	0.0	0.0	0.0	0.0	1.6	100.0

TABLE 4C. PRASLIN & LA DIGUE

SPECIES	HANDLINE		STATIC TRAP		ACTIVE TRAP		LINE + TRAP		CIRCLE NET		SET NET		BEACH SEINE		HARPOON	
	MT	%	MT	%	MT	%	MT	%	MT	%	MT	%	MT	%	MT	%
C. BALO	25.5	31.3	0.0	0.0	0.0	0.0	0.0	0.3	0.0	0.0	0.0	0.0	0.0	0.0	0.0	0.0
O. CARANX	22.6	27.7	0.0	0.0	0.1	0.2	0.5	8.2	0.0	0.0	0.0	0.0	0.0	0.0	0.0	0.0
M. DOUX	0.0	0.0	0.0	0.0	0.0	0.0	0.0	0.0	26.5	24.1	0.0	0.0	0.0	0.0	0.0	0.0
O. MAQUER	0.0	0.0	0.0	0.0	0.0	0.0	0.0	0.0	81.4	74.1	0.0	0.0	0.0	0.0	0.0	0.0
BONITE	3.9	4.8	0.0	0.0	0.0	0.0	0.7	11.4	0.0	0.0	0.0	0.0	0.0	0.0	0.0	0.0
O. PELAGIC	0.1	0.1	0.2	0.5	0.0	0.0	0.0	0.0	0.0	0.0	0.0	0.0	0.0	0.0	0.0	0.0
BECUNE	4.8	5.9	0.0	0.0	0.0	0.0	0.1	0.8	0.0	0.0	0.0	0.0	0.0	0.0	0.0	0.0
CORDONNIER	0.0	0.0	4.9	13.4	19.8	60.8	0.4	6.7	0.0	0.0	0.0	0.0	0.0	0.0	0.0	0.0
O. TRAP	0.0	0.0	26.9	73.2	8.1	24.9	1.5	24.2	0.0	0.0	0.0	0.0	0.0	0.0	0.0	0.0
R. SNAPPER	0.4	0.5	0.1	0.4	0.0	0.1	0.0	0.0	0.0	0.0	0.0	0.0	0.0	0.0	0.0	0.0
BOURGEOIS	2.6	3.1	0.3	0.8	0.0	0.0	0.0	0.5	0.0	0.0	0.0	0.0	0.0	0.0	0.0	0.0
JOB	7.4	9.0	0.0	0.0	0.0	0.0	0.1	1.1	0.0	0.0	0.0	0.0	0.0	0.0	0.0	0.0
MACONDE	0.9	1.1	0.5	1.2	0.0	0.0	0.0	0.0	0.0	0.0	0.0	0.0	0.0	0.0	0.0	0.0
O. VIELLE	0.7	0.8	0.9	2.3	0.1	0.4	0.0	0.5	0.0	0.0	0.0	0.0	0.0	0.0	0.0	0.0
CAPITAINE	6.1	7.4	2.5	6.9	4.3	13.2	0.7	10.9	0.0	0.0	0.0	0.0	0.0	0.0	0.0	0.0
SHARK & RAY	2.0	2.5	0.1	0.2	0.0	0.1	0.5	7.4	2.0	1.8	0.0	0.0	0.0	0.0	0.0	0.0
OCTOPUS	4.5	5.5	0.1	0.3	0.1	0.2	1.7	27.9	0.0	0.0	0.0	0.0	0.0	0.0	0.0	0.0
OTHERS	0.0	0.0	0.3	0.8	0.1	0.2	0.0	0.2	0.0	0.0	0.0	0.0	0.0	0.0	0.0	0.0
TOTAL	81.5	100.0	36.8	100.0	32.6	100.0	6.2	100.0	109.9	100.0	0.0	0.0	0.0	0.0	0.0	0.0

TABLE 5.

THE NO. OF SMALL BOATS (FULL-TIME AND PART-TIME) PER BOAT GEAR TYPE IN OPERATION PER MONTH

TABLE 5A.

MAHE PRASLIN & LA DIGUE

	JAN		FEB		MAR		APR		MAY		JUN		JUL		AUG		SEP		OCT		NOV		DEC		AVERAGE NO. OF BOATS
	FT	PT	FT	PT	FT	PT	FT	PT	FT	PT	FT	PT	FT	PT	FT	PT	FT	PT	FT	PT	FT	PT	FT	PT	
PLHP	4	0	0	0	2	0	0	0	2	0	3	0	2	0	1	0	1	0	2	0	2	0	0	0	2
PFIXS	2	0	1	0	0	0	2	0	3	0	5	0	6	0	5	0	4	0	4	0	7	0	7	0	4
PFIXA	0	0	0	0	0	0	0	0	1	0	0	0	0	0	1	0	1	0	1	0	1	0	1	0	1
PLHPPFIX	0	0	0	0	0	0	0	0	1	0	0	0	1	0	0	0	1	0	0	0	0	0	0	0	0
PGNC	1	0	1	0	1	0	2	0	1	0	1	0	2	0	1	0	1	0	1	0	1	0	1	0	1
PGNS	0	0	0	0	0	0	0	0	0	0	0	0	0	0	0	0	0	0	0	0	0	0	0	0	0
PBS	0	0	0	0	0	0	0	0	0	0	0	0	0	0	0	0	0	0	0	0	0	0	0	0	0
TOTAL NO. OF PIROGUE	7		2		3		4		8		9		11		8		8		8		11		9		7
OBLHP	116	7	130	2	154	0	132	5	133	5	127	10	135	3	150	5	134	0	148	0	147	9	145	6	142
OBFIXS	86	0	81	0	70	0	67	0	73	0	69	0	84	0	77	0	82	0	90	0	84	0	64	0	77
OBFIXA	35	0	33	0	29	0	27	0	27	0	27	0	29	0	27	0	38	0	38	0	28	0	24	0	30
OBLHPPFIX	29	0	33	0	21	0	23	0	25	0	20	0	28	0	43	0	34	0	31	0	24	0	29	0	28
OBGNC	20	0	34	0	34	0	25	0	14	0	26	0	20	0	36	0	32	0	28	0	31	0	17	0	26
OBGNS	0	0	0	0	0	0	0	0	0	0	0	0	0	0	0	0	0	0	5	0	1	0	1	0	1
TOTAL NO. OF OUTBOARD	293		313		308		279		277		279		299		338		320		340		324		286		305
IBFIX	0	0	0	0	1	0	0	0	1	0	0	0	1	0	1	0	1	0	1	0	0	0	1	0	1
TOTAL NO. OF INBOARD	0		0		1		0		1		0		1		1		1		1		0		1		1
TOTAL FULL TIME & PART TIME TOTAL NO. OF BOATS	293	7	313	2	312	0	278	5	281	5	278	10	308	3	342	5	329	0	349	0	326	9	290	6	313
	300		315		312		283		286		288		311		347		329		349		335		296		

TABLE 5B.

MAHE

	JAN	FEB	MAR	APR	MAY	JUN	JUL	AUG	SEP	OCT	NOV	DEC	AVERAGE NO.
	FT PT	FT PT	FT PT	FT PT	FT PT	FT PT	FT PT	FT PT	FT PT	FT PT	FT PT	FT PT	OF BOATS
PLHP	4 0	0 0	2 0	0 0	2 0	3 0	2 0	1 0	1 0	2 0	2 0	0 0	2
PFIXS	2 0	1 0	0 0	2 0	3 0	5 0	6 0	5 0	4 0	4 0	7 0	7 0	4
PFIXA	0 0	0 0	0 0	0 0	0 0	0 0	0 0	0 0	0 0	0 0	0 0	0 0	0
PLHPFIX	0 0	0 0	0 0	0 0	0 0	0 0	0 0	0 0	0 0	0 0	0 0	0 0	0
PGNC	1 0	1 0	1 0	2 0	1 0	1 0	1 0	1 0	1 0	1 0	1 0	1 0	1
PGNS	0 0	0 0	0 0	0 0	0 0	0 0	0 0	0 0	0 0	0 0	0 0	0 0	0
PBS	0 0	0 0	0 0	0 0	0 0	0 0	0 0	0 0	0 0	0 0	0 0	0 0	0
TOTAL NO. OF PIROGUE	7	2	3	4	6	9	9	7	6	7	10	8	7
OBLHP	85 7	92 2	118 0	106 5	98 5	97 10	102 3	116 5	98 0	118 0	116 9	108 6	109
OBFIXS	81 0	75 0	66 0	60 0	66 0	61 0	74 0	69 0	72 0	74 0	73 0	52 0	69
OBFIXA	8 0	4 0	0 0	0 0	0 0	1 0	0 0	1 0	7 0	10 0	0 0	0 0	3
OBLHPFIX	18 0	24 0	14 0	14 0	16 0	12 0	19 0	36 0	23 0	16 0	12 0	14 0	18
OBGNC	16 0	31 0	29 0	22 0	10 0	21 0	17 0	32 0	28 0	24 0	27 0	12 0	22
OBGNS	0 0	0 0	0 0	0 0	0 0	0 0	0 0	0 0	0 0	4 0	0 0	0 0	0
TOTAL NO. OF OUTBOARD	215	228	227	207	195	202	215	259	228	246	237	192	221
IBFIX	0 0	0 0	1 0	0	1 0	0 0	1 0	1 0	1 0	1 0	0 0	1 0	1
TOTAL NO. OF INBOARD	0	0	1	0	1	0	1	1	1	1	0	1	1
TOTAL FULL TIME & PART TIME	215 7	228 2	231 0	206 5	197 5	201 10	222 3	262 5	235 0	254 0	238 9	195 6	
TOTAL NO. OF BOATS	222	230	231	211	202	211	225	267	235	254	247	201	228

TABLE 5C.

PRASLIN & LA DIGUE

	JAN		FEB		MAR		APR		MAY		JUN		JUL		AUG		SEP		OCT		NOV		DEC		AVERAGE NO. OF BOATS
	FT	PT	FT	PT	FT	PT	FT	PT	FT	PT	FT	PT	FT	PT	FT	PT	FT	PT	FT	PT	FT	PT	FT	PT	
PLHP	0	0	0	0	0	0	0	0	0	0	0	0	0	0	0	0	0	0	0	0	0	0	0	0	0
PFIXS	0	0	0	0	0	0	0	0	0	0	0	0	0	0	0	0	0	0	0	0	0	0	0	0	0
PFIXA	0	0	0	0	0	0	0	0	1	0	0	0	0	0	1	0	1	0	1	0	1	0	1	0	1
PLHPPFIX	0	0	0	0	0	0	0	0	1	0	0	0	1	0	0	0	1	0	0	0	0	0	0	0	0
PGNC	0	0	0	0	0	0	0	0	0	0	0	0	1	0	0	0	0	0	0	0	0	0	0	0	0
PGNS	0	0	0	0	0	0	0	0	0	0	0	0	0	0	0	0	0	0	0	0	0	0	0	0	0
PBS	0	0	0	0	0	0	0	0	0	0	0	0	0	0	0	0	0	0	0	0	0	0	0	0	0
TOTAL NO. OF PIROGUE	0		0		0		0		2		0		2		1		2		1		1		1		1
OBLHP	31	0	38	0	36	0	26	0	35	0	30	0	33	0	34	0	36	0	30	0	31	0	37	0	33
OBFIXS	5	0	6	0	4	0	7	0	7	0	8	0	10	0	8	0	10	0	16	0	11	0	12	0	9
OBFIXA	27	0	29	0	29	0	27	0	27	0	26	0	29	0	26	0	31	0	28	0	28	0	24	0	28
OBLHPPFIX	11	0	9	0	7	0	9	0	9	0	8	0	9	0	7	0	11	0	15	0	12	0	15	0	10
OBGNC	4	0	3	0	5	0	3	0	4	0	5	0	3	0	4	0	4	0	4	0	4	0	5	0	4
OBGNS	0	0	0	0	0	0	0	0	0	0	0	0	0	0	0	0	0	0	1	0	1	0	1	0	0
TOTAL NO. OF OUTBOARD	78		85		81		72		82		77		84		79		92		94		87		94		84
IBFIX	0	0	0	0	0	0	0	0	0	0	0	0	0	0	0	0	0	0	0	0	0	0	0	0	0
TOTAL NO. OF INBOARD	0		0		0		0		0		0		0		0		0		0		0		0		0
TOTAL FULL TIME & PART TIME TOTAL NO. OF BOATS	78	0	85	0	81	0	72	0	84	0	77	0	86	0	80	0	94	0	95	0	88	0	95	0	85

TABLE 6. CATCH, EFFORT AND SPECIES COMPOSITION PER MONTH FOR THE WHALER HANDLINE FISHERY (UNITS: MT)

TABLE 6A. MAHE, PRASLIN & LA DIGUE

SPECIES	JAN	FEB	MAR	APR	MAY	JUN	JUL	AUG	SEP	OCT	NOV	DEC	TOTAL	%
BOURGEOIS	7.6	2.1	18.2	4.9	8.5	0.8	3.3	1.5	48.2	2.3	34.0	1.0	132.3	10.3
BORDEMAR	0.0	0.6	0.5	1.3	0.1	0.4	1.8	0.2	0.0	0.8	7.6	1.1	14.3	1.1
THERESE	0.1	0.6	0.0	0.1	0.0	0.0	0.4	0.1	0.0	0.0	0.1	0.0	1.4	0.1
VARA VARA	0.6	0.4	1.8	1.3	0.9	0.7	2.1	0.0	3.6	41.2	0.4	0.0	52.9	4.1
JOB GRIS	9.3	27.4	19.2	16.1	13.0	19.6	15.3	5.4	24.2	4.7	93.6	9.3	257.0	19.9
BATRICAN	0.1	0.7	0.4	3.5	7.5	0.6	0.1	0.8	0.1	0.1	4.0	0.0	17.9	1.4
OTHER SNAPPERS	0.0	0.0	0.0	0.0	0.0	0.0	0.0	0.4	0.0	0.0	0.0	0.0	0.4	0.0
VIELLE MACONDE	0.2	0.7	2.7	1.3	2.4	0.1	0.1	0.6	0.2	0.1	1.2	0.3	9.9	0.8
VIELLE PLATTE	0.0	0.3	2.8	0.8	1.0	0.3	0.5	0.4	0.0	0.2	2.1	0.0	8.3	0.6
TIOFFE	0.1	0.0	0.2	0.6	0.4	0.0	0.1	0.0	0.0	0.0	0.0	0.0	1.4	0.1
CROISANT	0.0	0.0	0.7	0.5	0.2	0.0	0.9	0.0	3.2	0.2	0.1	0.0	5.7	0.4
OTHER VIELLE	0.6	0.3	0.5	0.7	1.4	0.0	0.6	0.7	0.4	0.1	0.4	0.2	5.7	0.4
CAPITAINE BLANC	1.7	0.9	4.4	1.2	2.5	2.0	3.0	0.4	0.7	1.5	1.8	1.1	21.1	1.6
GUELE LONGUE	0.1	0.8	0.4	0.7	0.0	0.0	0.6	1.1	0.3	0.1	0.0	0.0	4.1	0.3
LASCAR	0.0	0.6	0.0	0.0	0.7	0.0	0.0	0.0	0.1	0.2	0.0	0.0	1.7	0.1
DAME BERRIE	0.3	0.1	0.4	0.2	0.2	0.0	0.2	1.7	0.0	0.0	0.5	0.0	3.7	0.3
CAPITAINE ROUGE	0.0	0.0	0.0	0.1	0.1	0.0	0.0	0.1	0.0	0.0	0.3	0.0	0.7	0.1
OTHER CAPITAINE	0.9	1.4	0.9	0.7	0.4	0.6	5.4	1.4	0.6	0.2	0.9	0.4	13.9	1.1
CARANGUE BALO	2.0	26.7	9.3	8.1	11.4	25.8	15.1	24.1	35.9	12.3	5.7	2.6	178.9	13.9
CARANGUE PLATTE	3.2	12.2	5.2	12.5	28.3	67.6	9.5	14.0	26.2	122.4	10.6	69.5	381.3	29.6
OTHER CARANGUE	0.1	1.4	0.6	1.6	5.0	1.8	1.5	0.0	9.1	2.1	0.8	0.5	24.4	1.9
SAUMON	0.0	0.0	0.3	1.0	2.0	0.1	0.0	0.0	0.0	0.0	0.2	0.0	3.5	0.3
SAILFISH & MARLIN	0.0	0.1	0.2	0.0	0.0	0.0	0.0	1.0	0.0	0.1	0.0	0.0	1.4	0.1
KINGFISH	0.0	0.2	0.1	0.2	0.6	0.0	0.2	0.0	0.8	0.1	0.0	0.3	2.5	0.2
TUNAS	0.0	0.1	1.2	0.0	0.5	0.8	0.7	0.0	2.2	0.1	5.9	0.0	11.4	0.9
BONITE	1.0	6.0	3.1	10.9	8.9	15.7	4.4	2.7	2.6	2.1	1.7	0.4	59.3	4.6
THON LES DENTS	0.1	0.3	0.1	4.1	0.4	0.1	1.1	0.1	0.0	0.3	1.2	0.0	7.8	0.6
DORADE	0.0	0.0	0.2	0.1	0.3	0.0	0.0	0.0	0.1	0.1	0.0	0.0	0.9	0.1
TAZARD	0.1	0.1	0.0	0.2	0.0	0.0	0.0	0.0	0.0	0.0	0.0	0.0	0.4	0.0
BECUNE	3.4	8.1	17.2	1.7	6.9	0.1	4.7	0.5	10.9	1.5	1.7	2.8	59.5	4.6
SHARKS & RAY	0.4	0.5	0.1	0.3	0.2	0.5	0.3	0.5	2.0	0.4	0.3	0.0	5.3	0.4
OTHERS	0.1	0.2	0.1	0.1	0.1	0.8	0.0	0.1	0.1	0.1	0.0	0.0	1.6	0.1
TOTAL	31.7	92.8	90.7	74.5	103.6	138.4	71.7	57.8	171.6	193.0	174.8	89.4	1290.0	100.0

EFFORT

BOATS OPERATING	93	93	93	89	92	89	93	91	104	95	96	94	94*
FISHING TRIPS	243	295	288	214	259	241	292	371	283	212	294	170	3162
FISHING DAYS	625	700	636	479	625	504	580	680	759	1016	866	329	7799
FISHERMEN	768	1197	837	821	962	895	905	1429	1543	795	977	628	11757
MENDAYS FISHING	1960	2602	2072	1897	2331	1931	1841	2609	4145	3961	2678	1261	29288
LINE-DAYS	1960	2602	2072	1897	2331	1931	1841	2609	4145	3961	2678	1261	29288

MEAN EFFORT

DAYS/TRIP	2.6	2.4	2.2	2.2	2.4	2.1	2.0	1.8	2.7	4.8	2.9	1.9	2.5
TRIPS/MONTH	2.6	3.2	3.1	2.4	2.8	2.7	3.1	4.1	2.7	2.2	3.1	1.8	2.8
CREW/BOAT-TRIP	3.2	4.1	2.9	3.8	3.7	3.7	3.1	3.9	5.5	3.8	3.3	3.7	3.7
LINE/BOAT	3.2	4.1	2.9	3.8	3.7	3.7	3.1	3.9	5.5	3.8	3.3	3.7	3.7

CATCH RATES

KG/BOAT TRIP	130.4	314.7	315.1	348.1	400.1	574.1	245.4	155.8	606.4	910.4	594.7	525.6	408.0
KG/MAN DAY	16.2	35.7	43.8	39.3	44.5	71.7	38.9	22.2	41.4	48.7	65.3	70.9	44.0
KG/MAN TRIP	16.2	35.7	43.8	39.3	44.5	71.7	38.9	22.2	41.4	48.7	65.3	70.9	44.0

* Denotes mean no. of boats per month

TABLE 6B. MAHE

SPECIES	JAN	FEB	MAR	APR	MAY	JUN	JUL	AUG	SEP	OCT	NOV	DEC	TOTAL	%
BOURGEOIS	6.4	0.5	15.2	2.8	7.1	0.2	2.6	0.6	47.4	1.6	31.6	0.1	116.0	11.1
BORDEMAR	0.0	0.3	0.0	0.5	0.0	0.0	1.8	0.0	0.0	0.6	5.7	0.0	8.8	0.8
THERESE	0.0	0.0	0.0	0.1	0.0	0.0	0.2	0.0	0.0	0.0	0.0	0.0	0.4	0.0
VARA VARA	0.0	0.0	1.2	0.8	0.0	0.0	1.8	0.0	3.3	40.8	0.1	0.0	48.1	4.6
JOB GRIS	3.7	16.9	6.3	4.2	2.9	10.9	12.7	1.6	15.5	2.7	78.6	6.7	162.5	15.5
BATRICAN	0.0	0.0	0.0	3.1	5.6	0.0	0.0	0.0	0.0	0.0	0.0	0.0	8.8	0.8
OTHER SNAPPERS	0.0	0.0	0.0	0.0	0.0	0.0	0.0	0.4	0.0	0.0	0.0	0.0	0.4	0.0
VIELLE MACONDE	0.0	0.2	2.1	1.2	2.3	0.0	0.0	0.4	0.0	0.0	0.5	0.0	6.8	0.6
VIELLE PLATTE	0.0	0.2	2.6	0.7	0.9	0.0	0.4	0.2	0.0	0.0	0.3	0.0	5.2	0.5
TIOFFE	0.0	0.0	0.0	0.6	0.3	0.0	0.0	0.0	0.0	0.0	0.0	0.0	0.9	0.1
CROISANT	0.0	0.0	0.3	0.5	0.1	0.0	0.9	0.0	3.2	0.2	0.1	0.0	5.2	0.5
OTHER VIELLE	0.1	0.0	0.0	0.5	1.3	0.0	0.5	0.3	0.3	0.0	0.3	0.0	3.1	0.3
CAPITAINE BLANC	0.0	0.1	3.0	0.1	1.9	1.0	2.6	0.1	0.0	0.1	1.0	0.0	9.8	0.9
GUELE LONGUE	0.0	0.8	0.4	0.4	0.0	0.0	0.2	1.0	0.1	0.0	0.0	0.0	2.8	0.3
LASCAR	0.0	0.6	0.0	0.0	0.7	0.0	0.0	0.0	0.1	0.0	0.0	0.0	1.4	0.1
DAME BERRIE	0.2	0.1	0.4	0.1	0.1	0.0	0.1	1.4	0.0	0.0	0.1	0.0	2.5	0.2
CAPITAINE ROUGE	0.0	0.0	0.0	0.1	0.1	0.0	0.0	0.1	0.0	0.0	0.0	0.0	0.3	0.0
OTHER CAPITAINE	0.1	0.7	0.3	0.4	0.2	0.0	5.0	1.0	0.3	0.1	0.1	0.0	8.0	0.8
CARANGUE BALO	1.6	26.7	9.1	8.0	11.3	23.7	15.0	23.8	35.4	11.7	3.0	2.5	171.8	16.4
CARANGUE PLATTE	1.5	10.8	1.2	11.6	24.4	60.6	7.8	10.9	20.0	118.1	0.5	67.6	335.0	31.9
OTHER CARANGUE	0.0	0.0	0.0	0.7	4.3	1.5	1.3	0.0	8.7	1.3	0.1	0.1	17.9	1.7
SAUMON	0.0	0.0	0.0	0.9	1.9	0.0	0.0	0.0	0.0	0.0	0.0	0.0	2.7	0.3
SAILFISH & MARLIN	0.0	0.0	0.0	0.0	0.0	0.0	0.0	0.0	0.0	0.0	0.0	0.0	0.0	0.0
KINGFISH	0.0	0.1	0.0	0.0	0.6	0.0	0.1	0.0	0.8	0.1	0.0	0.0	1.6	0.2
TUNAS	0.0	0.0	1.2	0.0	0.5	0.7	0.7	0.0	2.2	0.0	5.9	0.0	11.1	1.1
BONITE	1.0	5.6	3.0	10.8	8.7	15.3	4.3	2.2	2.1	1.2	0.6	0.0	54.7	5.2
THON LES DENTS	0.1	0.1	0.0	3.6	0.0	0.0	1.1	0.0	0.0	0.1	0.5	0.0	5.3	0.5
DORADE	0.0	0.0	0.0	0.0	0.2	0.0	0.0	0.0	0.0	0.0	0.0	0.0	0.2	0.0
TAZARD	0.1	0.0	0.0	0.2	0.0	0.0	0.0	0.0	0.0	0.0	0.0	0.0	0.2	0.0
BECUNE	3.2	8.0	17.0	1.7	6.8	0.1	4.3	0.5	10.3	1.3	1.3	0.6	55.2	5.3
SHARKS & RAY	0.0	0.0	0.0	0.0	0.1	0.0	0.0	0.0	1.7	0.0	0.2	0.0	2.0	0.2
OTHERS	0.1	0.1	0.0	0.0	0.1	0.0	0.0	0.0	0.1	0.0	0.0	0.0	0.3	0.0
TOTAL	18.0	71.7	63.3	53.4	82.4	114.1	63.1	44.2	151.4	179.6	130.4	77.5	1049.1	100.0

EFFORT

BOATS OPERATING	74	76	74	73	74	73	74	72	85	74	74	75	75*
FISHING TRIPS	209	259	239	167	213	199	242	320	234	170	228	135	2615
FISHING DAYS	512	591	517	348	495	413	457	497	631	901	644	251	6257
FISHERMEN	669	1078	691	688	835	754	774	1288	1402	658	783	513	10133
MENDAYS FISHING	1635	2250	1696	1520	1965	1620	1501	2090	3773	3589	2064	980	24683
LINE-DAYS	1635	2250	1696	1520	1965	1620	1501	2090	3773	3589	2064	980	24683

MEAN EFFORT

DAYS/TRIP	2.4	2.3	2.2	2.1	2.3	2.1	1.9	1.6	2.7	5.3	2.8	1.9	2.5
TRIPS/MONTH	2.8	3.4	3.2	2.3	2.9	2.7	3.3	4.4	2.8	2.3	3.1	1.8	2.9
CREW/BOAT-TRIP	3.2	4.2	2.9	4.1	3.9	3.8	3.2	4.0	6.0	3.9	3.4	3.8	3.9
LINE/BOAT	3.2	4.2	2.9	4.1	3.9	3.8	3.2	4.0	6.0	3.9	3.4	3.8	3.9

CATCH RATES

KG/BOAT TRIP	85.9	276.9	264.9	320.0	386.8	573.4	260.6	138.1	647.2	1056.6	571.8	574.2	401.2
KG/MAN DAY	11.0	31.9	37.3	35.2	41.9	70.4	42.0	21.1	40.1	50.1	63.2	79.1	42.5
KG/MAN TRIP	11.0	31.9	37.3	35.2	41.9	70.4	42.0	21.1	40.1	50.1	63.2	79.1	42.5

* Denotes mean no. of boats per month

TABLE 6C. PRASLIN & LA DIGUE

SPECIES	JAN	FEB	MAR	APR	MAY	JUN	JUL	AUG	SEP	OCT	NOV	DEC	TOTAL	%
BOURGEOIS	1.2	1.6	3.1	2.0	1.4	0.6	0.7	0.9	0.8	0.7	2.4	0.9	16.3	6.8
BORDEMAR	0.0	0.3	0.5	0.9	0.1	0.4	0.0	0.2	0.0	0.2	1.9	1.1	5.5	2.3
THERESE	0.1	0.6	0.0	0.0	0.0	0.0	0.2	0.1	0.0	0.0	0.1	0.0	1.0	0.4
VARA VARA	0.6	0.3	0.6	0.4	0.9	0.7	0.2	0.0	0.3	0.4	0.4	0.0	4.8	2.0
JOB GRIS	5.6	10.5	12.9	11.9	10.1	8.7	2.6	3.8	8.8	2.0	15.0	2.6	94.5	39.2
BATRICAN	0.1	0.7	0.4	0.3	1.8	0.6	0.1	0.8	0.1	0.1	4.0	0.0	9.1	3.8
OTHER SNAPPERS	0.0	0.0	0.0	0.0	0.0	0.0	0.0	0.0	0.0	0.0	0.0	0.0	0.0	0.0
VIELLE MACONDE	0.2	0.5	0.6	0.1	0.1	0.1	0.1	0.2	0.1	0.0	0.7	0.3	3.1	1.3
VIELLE PLATTE	0.0	0.1	0.2	0.2	0.1	0.3	0.1	0.2	0.0	0.2	1.7	0.0	3.1	1.3
TIOFFE	0.1	0.0	0.2	0.0	0.1	0.0	0.1	0.0	0.0	0.0	0.0	0.0	0.5	0.2
CROISANT	0.0	0.0	0.4	0.0	0.2	0.0	0.0	0.0	0.0	0.0	0.0	0.0	0.5	0.2
OTHER VIELLE	0.5	0.3	0.5	0.2	0.1	0.0	0.2	0.4	0.2	0.1	0.1	0.2	2.6	1.1
CAPITAINE BLANC	1.7	0.9	1.3	1.1	0.5	1.0	0.4	0.4	0.7	1.4	0.8	1.1	11.3	4.7
GUELE LONGUE	0.1	0.1	0.0	0.3	0.0	0.0	0.5	0.1	0.2	0.1	0.0	0.0	1.3	0.5
LASCAR	0.0	0.1	0.0	0.0	0.0	0.0	0.0	0.0	0.0	0.2	0.0	0.0	0.3	0.1
DAME BERRIE	0.1	0.0	0.0	0.1	0.1	0.0	0.1	0.4	0.0	0.0	0.4	0.0	1.2	0.5
CAPITAINE ROUGE	0.0	0.0	0.0	0.0	0.0	0.0	0.0	0.0	0.0	0.0	0.3	0.0	0.3	0.1
OTHER CAPITAINE	0.8	0.7	0.7	0.4	0.2	0.6	0.5	0.5	0.3	0.1	0.8	0.4	5.9	2.5
CARANGUE BALO	0.4	0.0	0.2	0.1	0.1	2.1	0.1	0.4	0.5	0.6	2.7	0.1	7.1	2.9
CARANGUE PLATTE	1.6	1.5	4.0	0.9	3.8	7.1	1.7	3.1	6.2	4.4	10.1	2.0	46.3	19.2
OTHER CARANGUE	0.1	1.4	0.6	0.9	0.7	0.3	0.2	0.0	0.5	0.9	0.6	0.4	6.6	2.7
SAUMON	0.0	0.0	0.3	0.1	0.1	0.1	0.0	0.0	0.0	0.0	0.2	0.0	0.8	0.3
SAILFISH & MARLIN	0.0	0.1	0.2	0.0	0.0	0.0	0.0	1.0	0.0	0.1	0.0	0.0	1.4	0.6
KINGFISH	0.0	0.1	0.1	0.2	0.1	0.0	0.1	0.0	0.0	0.0	0.0	0.3	0.9	0.4
TUNAS	0.0	0.1	0.0	0.0	0.0	0.1	0.0	0.0	0.0	0.1	0.0	0.0	0.3	0.1
BONITE	0.0	0.3	0.0	0.1	0.2	0.4	0.1	0.5	0.5	1.0	1.1	0.4	4.6	1.9
THON LES DENTS	0.1	0.2	0.1	0.5	0.4	0.1	0.1	0.1	0.0	0.2	0.7	0.0	2.4	1.0
DORADE	0.0	0.0	0.2	0.1	0.1	0.0	0.0	0.0	0.1	0.1	0.0	0.0	0.6	0.3
TAZARD	0.0	0.1	0.0	0.0	0.0	0.0	0.0	0.0	0.0	0.0	0.0	0.0	0.1	0.0
BECUNE	0.1	0.1	0.2	0.0	0.1	0.0	0.4	0.0	0.5	0.2	0.3	2.2	4.3	1.8
SHARKS & RAY	0.4	0.5	0.1	0.3	0.1	0.5	0.3	0.5	0.2	0.4	0.1	0.0	3.2	1.3
OTHERS	0.1	0.2	0.0	0.0	0.0	0.8	0.0	0.1	0.0	0.1	0.0	0.0	1.3	0.5
TOTAL	13.7	21.1	27.4	21.1	21.2	24.3	8.6	13.6	20.2	13.4	44.5	11.8	240.9	100.0

EFFORT

BOATS OPERATING	19	17	19	16	18	16	19	19	19	21	22	19	19*
FISHING TRIPS	34	36	49	47	46	42	50	51	49	42	66	35	547
FISHING DAYS	113	109	119	131	130	91	123	183	128	115	222	78	1542
FISHERMEN	99	119	146	133	127	141	131	141	141	137	194	115	1624
MENDAYS FISHING	325	352	376	377	366	311	340	519	372	372	614	281	4605
LINE-DAYS	325	352	376	377	366	311	340	519	372	372	614	281	4605

MEAN EFFORT

DAYS/TRIP	3.3	3.0	2.4	2.8	2.8	2.2	2.5	3.6	2.6	2.7	3.4	2.2	2.8
TRIPS/MONTH	1.8	2.1	2.6	2.9	2.6	2.6	2.6	2.7	2.6	2.0	3.0	1.8	2.4
CREW/BOAT-TRIP	2.9	3.3	3.0	2.8	2.8	3.4	2.6	2.8	2.9	3.3	2.9	3.3	3.0
LINE/BOAT	2.9	3.3	3.0	2.8	2.8	3.4	2.6	2.8	2.9	3.3	2.9	3.3	3.0

CATCH RATES

KG/BOAT TRIP	403.5	586.9	559.6	448.1	461.7	577.9	172.0	266.5	411.8	318.3	673.6	338.3	440.4
KG/MAN DAY	42.2	60.0	72.9	55.9	58.0	78.0	25.3	26.2	54.2	35.9	72.4	42.1	52.3
KG/MAN TRIP	42.2	60.0	72.9	55.9	58.0	78.0	25.3	26.2	54.2	35.9	72.4	42.1	52.3

* Denotes mean no. of boats per month

TABLE 7. CATCH, EFFORT AND SPECIES COMPOSITION PER MONTH FOR THE SCHOONER FISHERY, (UNITS: MT)

SPECIES	JAN	FEB	MAR	APR	MAY	JUN	JUL	AUG	SEP	OCT	NOV	DEC	TOTAL	%
BOURGEOIS	1.3	10.9	12.6	9.7	8.4	2.1	0.4	0.7	2.5	4.7	6.5	5.1	64.9	24.1
BORDEMAR	0.1	0.5	1.1	2.0	1.5	0.2	0.2	0.1	0.2	0.5	1.1	0.3	7.7	2.8
VARA VARA	0.1	0.4	1.5	0.3	0.5	0.1	0.5	0.0	1.3	0.1	0.8	0.0	5.6	2.1
JOB GRIS	0.2	2.9	3.5	5.1	6.1	1.1	1.6	0.3	1.1	1.7	3.7	2.0	29.3	10.9
JOB JAUNE	0.3	0.0	0.6	2.5	10.1	2.3	1.3	0.0	0.2	0.2	2.2	0.0	19.7	7.3
BATRICAN	0.0	0.0	0.0	0.0	0.0	0.0	0.0	0.0	0.0	0.0	0.0	0.0	0.0	0.0
VIELLE MACONDE	1.1	1.7	2.0	1.1	1.4	0.3	0.3	0.2	0.6	0.1	0.8	0.2	9.8	3.6
VIELLE PLATTE	0.2	1.6	2.4	1.3	1.1	0.3	0.1	0.1	0.3	0.3	0.9	0.4	9.0	3.3
TIOFFE	0.2	0.2	0.3	0.1	0.1	0.2	0.1	0.0	0.1	0.0	0.2	0.0	1.5	0.6
CROISANT	0.1	0.2	0.3	0.1	0.1	0.0	0.1	0.0	0.1	0.0	0.1	0.0	1.2	0.4
OTHER VIELLE	0.2	0.3	0.4	0.2	0.2	0.1	0.0	0.0	0.1	0.0	0.1	0.0	1.7	0.6
CAPITAINE BLANC	0.2	0.9	0.7	0.8	0.8	0.3	0.3	0.2	0.2	0.7	0.8	0.3	6.0	2.2
GUELE LONGUE	0.0	0.0	0.0	0.0	0.0	0.0	0.0	0.0	0.0	0.0	0.0	0.0	0.1	0.0
LASCAR	0.0	0.1	0.0	0.0	0.2	0.0	0.0	0.0	0.0	0.0	0.0	0.0	0.3	0.1
DAME BERRIE	0.0	0.0	0.0	0.0	0.0	0.0	0.0	0.0	0.0	0.0	0.0	0.0	0.1	0.0
CAPITAINE ROUGE	0.6	0.8	0.8	0.1	0.2	0.3	0.0	0.1	0.1	0.2	0.5	0.0	3.7	1.4
BACSOUS	0.0	0.0	0.0	0.0	0.0	0.0	0.0	0.0	0.0	0.0	0.0	0.0	0.1	0.0
CARANGUES	0.1	0.7	0.2	12.3	8.2	3.1	3.0	0.1	0.3	6.8	2.5	0.4	37.7	14.0
SAUMON	0.0	0.0	0.2	0.2	1.6	0.7	0.0	0.0	0.0	0.0	0.5	0.0	3.3	1.2
SAILFISH	0.0	0.0	0.0	0.0	0.0	0.0	0.0	0.0	0.0	0.0	0.0	0.0	0.0	0.0
KINGFISH	0.0	0.0	0.0	0.0	0.0	0.0	0.0	0.0	0.0	0.1	0.0	0.0	0.2	0.1
YELLOWFIN	0.0	0.0	0.0	0.0	0.1	0.0	0.0	0.0	0.0	0.0	0.0	0.0	0.2	0.1
BONITE	0.0	0.0	0.0	0.5	0.1	0.4	0.1	0.0	0.0	0.2	0.1	0.0	1.5	0.5
THON LES DENTS	0.0	0.0	0.1	0.3	0.3	0.0	0.0	0.0	0.1	0.1	0.1	0.0	1.0	0.4
DORADE	0.0	0.0	0.0	0.0	0.0	0.0	0.0	0.0	0.0	0.0	0.0	0.0	0.0	0.0
TAZARD	0.0	0.0	0.0	0.0	0.0	0.0	0.1	0.0	0.0	0.0	0.0	0.0	0.2	0.1
BEUNE	0.0	0.0	0.0	0.2	0.1	0.0	0.0	0.1	0.0	0.0	0.7	0.0	0.9	0.3
SHARKS & RAY	0.0	0.0	0.1	0.0	0.0	0.0	0.0	0.0	0.1	0.0	0.0	0.0	0.3	0.1
OTHERS	1.8	4.3	5.6	5.1	6.3	2.8	1.7	0.8	1.5	2.6	4.6	2.1	39.2	14.5
CRABS	3.4	5.7	5.0	0.0	1.1	0.0	0.0	0.0	2.8	0.0	2.9	3.9	24.8	9.2
TOTAL	9.9	31.3	37.6	41.9	48.5	14.3	9.9	2.9	11.7	18.3	29.0	14.7	270.0	100.0

EFFORT

BOATS OPERATING	10	24	24	23	27	12	11	9	13	20	26	17	18*
FISHING TRIPS	11	38	42	42	41	16	14	14	17	26	38	25	324
FISHING DAYS	81	270	239	219	247	123	80	86	102	161	224	160	1992
FISHERMEN	48	144	132	159	163	61	56	51	64	98	137	83	1196
TOTAL MEN/DAYS	353	1023	751	829	982	469	320	313	384	607	808	531	7370

MEAN EFFORT

MEAN CREW	4.4	3.8	3.1	3.8	4.0	3.8	4.0	3.6	3.8	3.8	3.6	3.3	3.7
MEAN DAYS FISHING	7.4	7.1	5.7	5.2	6.0	7.7	5.7	6.1	6.0	6.2	5.9	6.4	6.1

CATCH RATES

KG/BOAT TRIP	901.8	824.7	895.7	998.1	1183.1	894.7	705.7	204.3	687.6	704.2	762.3	586.4	833.3
KG/(MEN XDAY)	28.1	30.6	50.1	50.6	49.4	30.5	30.9	9.1	30.4	30.2	35.8	27.6	36.6

* Denotes mean no. of boats per month

TABLE 9. MONTHLY CATCH, EFFORT AND CPUE PER BOAT PER GEAR FOR MAHE, PRASLIN & LA DIGUE

Table 9a. PIROGUE HANDLINE

Pir Lhp	Jan	Feb	Mar	Apr	May	Jun	Jul	Aug	Sep	Oct	Nov	Dec	Total
Total Catch (t)	0.4	0.0	0.5	0.0	0.7	0.6	0.6	0.2	0.3	0.6	0.3	0.0	4.2
Effort (mendays)	15.6	0.0	24.1	0.0	33.9	25.7	49.1	11.4	15.9	33.6	27.4	0.0	236.7
Mean Catch Rate Kg/Man Day	23.1	0.0	19.1	0.0	21.5	22.2	12.4	19.3	18.2	18.8	12.4	0.0	17.8

Table 9b. PIROGUE STATIC TRAPS

Pir Fixes	Jan	Feb	Mar	Apr	May	Jun	Jul	Aug	Sep	Oct	Nov	Dec	Total
Total Catch (t)	0.8	0.4	0.0	0.1	0.4	0.4	0.2	0.2	0.7	0.6	0.9	0.1	4.7
Effort (no.traps set)	228.6	105.6	0.0	8.0	62.5	77.7	47.3	62.5	205.9	191.5	305.4	23.0	1318.0
Mean Catch Rate Kg/Trap	3.6	3.7	0.0	10.0	5.6	5.1	4.4	2.7	3.2	3.2	3.0	3.0	3.6

Table 9c. PIROGUE ACTIVE TRAPS

Pir Fixa	Jan	Feb	Mar	Apr	May	Jun	Jul	Aug	Sep	Oct	Nov	Dec	Total
Total Catch (t)	0.0	0.0	0.0	0.0	0.0	0.0	0.0	0.0	0.0	0.0	0.0	0.0	0.0
Effort (no.traps set)	0.0	0.0	0.0	0.0	0.0	0.0	0.0	0.0	0.0	0.0	0.0	0.0	0.0
Mean Catch Rate Kg/Trap	0.0	0.0	0.0	0.0	0.0	0.0	0.0	0.0	0.0	0.0	0.0	0.0	0.0

Table 9d. PIROGUE HANDLINE AND TRAPS

Pir Lhp Fix	Jan	Feb	Mar	Apr	May	Jun	Jul	Aug	Sep	Oct	Nov	Dec	Total
Total Catch (t)	0.0	0.0	0.0	0.0	0.0	0.0	0.0	0.0	0.0	0.0	0.0	0.0	0.0
Effort (mendays)	0.0	0.0	0.0	0.0	0.0	0.0	0.0	0.0	0.0	0.0	0.0	0.0	0.0
Effort (no.traps)	0.0	0.0	0.0	0.0	0.0	0.0	0.0	0.0	0.0	0.0	0.0	0.0	0.0
Mean Catch Rate Kg/Man Day	0.0	0.0	0.0	0.0	0.0	0.0	0.0	0.0	0.0	0.0	0.0	0.0	0.0

Table 9e. PIROGUE ENCIRCLING GILLNET

Pir Gnc	Jan	Feb	Mar	Apr	May	Jun	Jul	Aug	Sep	Oct	Nov	Dec	Total
Total Catch (t)	0.6	1.5	1.5	3.0	0.3	0.6	0.9	1.0	1.5	0.4	0.2	0.2	11.6
Effort (no.traps set)	33.3	12.0	12.0	24.0	25.0	22.0	23.1	12.5	26.0	21.6	19.2	19.2	249.9
Mean Catch Rate Kg/Sets	16.5	124.2	124.2	124.2	12.0	26.8	39.4	76.8	59.2	17.6	11.5	11.5	46.5

Table 9f. PIROGUE BEACH SEINE

Pir Bs	Jan	Feb	Mar	Apr	May	Jun	Jul	Aug	Sep	Oct	Nov	Dec	Total
Total Catch (t)	0.0	0.0	0.0	0.0	0.0	0.0	0.0	0.0	0.0	0.0	0.0	0.0	0.0
Effort no.hauls	0.0	0.0	0.0	0.0	0.0	0.0	0.0	0.0	0.0	0.0	0.0	0.0	0.0
Mean Catch Rate Kg/Haul	0.0	0.0	0.0	0.0	0.0	0.0	0.0	0.0	0.0	0.0	0.0	0.0	0.0

Table 9g. OUTBOARD HANDLINE

Ob Lhp	Jan	Feb	Mar	Apr	May	Jun	Jul	Aug	Sep	Oct	Nov	Dec	Total
Total Catch (t)	48.6	26.8	25.6	32.5	37.3	50.5	50.0	18.2	16.2	28.1	25.5	21.3	380.6
Effort (mendays)	1411.5	781.7	875.7	875.1	931.1	849.1	1199.2	810.1	664.5	983.0	740.4	594.1	10715.5
Mean Catch Rate Kg/Man Day	34.4	34.3	29.2	37.2	40.0	59.4	41.7	22.5	24.4	28.6	34.4	35.9	35.5

Table 9h. OUTBOARD STATIC TRAPS

Ob Fiss	Jan	Feb	Mar	Apr	May	Jun	Jul	Aug	Sep	Oct	Nov	Dec	Total
Total Catch (t)	23.4	28.5	19.9	20.2	14.2	17.3	19.1	18.8	19.5	24.6	23.8	21.8	251.1
Effort (no.traps set)	4470.0	6317.0	4195.0	5271.0	3127.0	4130.0	4983.0	4839.0	4695.0	5000.0	4743.0	3431.0	55201.0
Mean Catch Rate Kg/Trap	5.2	4.5	4.7	3.8	4.5	4.2	3.8	3.9	4.1	4.9	5.0	6.3	4.5

Table 9i. OUTBOARD ACTIVE TRAPS

Ob Fixa	Jan	Feb	Mar	Apr	May	Jun	Jul	Aug	Sep	Oct	Nov	Dec	Total
Total Catch (t)	12.3	4.7	3.4	1.7	2.6	2.1	3.5	1.6	3.4	6.1	1.6	3.7	46.7
Effort (no.traps set)	1778.6	1202.0	772.9	503.3	550.8	605.6	707.5	237.0	741.6	1119.6	368.0	490.3	9077.2
Mean Catch Rate Kg/Trap	6.9	3.9	4.3	3.4	4.8	3.4	5.0	6.9	4.6	5.4	4.3	7.5	5.1

Table 9j. OUTBOARD HANDLINE AND TRAPS

Ob Lhp Fix	Jan	Feb	Mar	Apr	May	Jun	Jul	Aug	Sep	Oct	Nov	Dec	Total
Total Catch (t)	13.4	11.9	8.5	4.5	5.8	3.9	5.8	6.8	4.6	8.6	7.9	7.1	88.6
Effort (mendays)	438.6	343.1	249.0	136.6	173.8	130.8	330.6	327.1	191.2	229.4	246.0	197.5	2993.7
Effort (no.traps x 1000)	1090.0	1397.4	1150.8	284.8	695.8	209.3	441.6	579.4	473.0	967.7	569.2	705.2	8564.2
Mean Catch Rate Kg/Man Day	30.4	34.7	34.1	32.7	33.1	30.0	17.6	20.8	24.0	37.4	32.0	35.8	29.6

Table 9k. OUTBOARD ENCIRCLING GILLNET

Ob Gnc	Jan	Feb	Mar	Apr	May	Jun	Jul	Aug	Sep	Oct	Nov	Dec	Total
Total Catch (t)	38.0	58.0	39.6	13.0	29.2	39.2	79.6	241.9	32.2	52.5	30.0	30.0	683.3
Effort (no.sets)	120.4	213.9	210.6	118.9	163.5	178.9	203.8	170.6	146.5	136.5	120.2	137.3	1921.1
Mean Catch Rate Kg/Sets	315.5	271.2	188.0	109.1	178.4	219.3	390.6	1418.2	220.1	384.8	249.8	218.2	355.7

Table 9l. WHALER HANDLINE

Ib Lhp	Jan	Feb	Mar	Apr	May	Jun	Jul	Aug	Sep	Oct	Nov	Dec	Total
Total Catch (t)	31.7	92.8	90.7	74.5	103.6	138.4	71.7	57.8	171.6	193.0	174.8	89.4	1290.0
Effort (mendays)	1960.0	2602.0	2072.0	1897.0	2331.0	1931.0	1841.0	2609.0	4145.0	3961.0	2678.0	1261.0	29288.0
Mean Catch Rate Kg/Man Day	16.2	35.7	43.8	39.3	44.5	71.7	38.9	22.2	41.4	48.7	65.3	70.9	44.0

Table 9m.

WHALER TRAPS

Ib Fixs	Jan	Feb	Mar	Apr	May	Jun	Jul	Aug	Sep	Oct	Nov	Dec	Total
Total Catch (t)	0.0	0.0	0.3	0.0	0.3	0.9	0.1	0.5	0.2	0.3	0.0	0.6	3.3
Effort (no.traps set)	0.0	0.0	4.3	0.0	4.3	66.1	13.5	60.0	28.2	23.6	0.0	125.0	325.0
Mean Catch Rate Kg/Trap	0.0	0.0	76.7	0.0	76.7	13.8	8.1	8.2	7.1	13.1	0.0	4.9	10.1

Table 9n.

ON FOOT HARPOON

Foot Har	Jan	Feb	Mar	Apr	May	Jun	Jul	Aug	Sep	Oct	Nov	Dec	Total
Total Catch (t)	0.2	0.2	0.0	0.2	0.0	0.0	0.0	0.0	0.0	1.0	0.1	0.0	1.6
Effort (mendays)	25.0	25.0	0.0	12.0	0.0	0.0	0.0	0.0	0.0	54.0	24.0	0.0	140.0
Mean Catch Rate Kg/Man Day	6.8	6.8	0.0	13.3	0.0	0.0	0.0	0.0	0.0	18.1	5.0	0.0	11.4

Table 9o.

ON FOOT TRAPS

Foot Fixs	Jan	Feb	Mar	Apr	May	Jun	Jul	Aug	Sep	Oct	Nov	Dec	Total
Total Catch (t)	0.0	0.0	0.0	0.0	0.2	0.0	0.5	0.2	0.0	0.2	0.0	0.0	1.0
Effort (no.traps set)	0.0	0.0	0.0	0.0	50.0	0.0	54.0	50.0	0.0	54.0	0.0	0.0	208.0
Mean Catch Rate (Kg/Trap)	0.0	0.0	0.0	0.0	3.2	0.0	8.9	4.6	0.0	2.8	0.0	0.0	4.9

Table 9p.

SCHOONER HANDLINE

Schooner	Jan	Feb	Mar	Apr	May	Jun	Jul	Aug	Sep	Oct	Nov	Dec	Total
Total Catch (t)	9.9	31.3	36.8	37.6	37.4	11.8	8.1	2.9	11.7	18.3	25.6	14.7	246.1
Effort (mendays)	353.0	1023.0	751.0	829.0	982.0	469.0	320.0	313.0	384.0	607.0	808.0	531.0	7370.0
Mean Catch Rate (Kg/Man Day)	28.1	30.6	49.0	45.4	38.0	25.2	25.4	9.1	30.4	30.2	31.7	27.6	33.4

Table 10.

A SUMMARY OF THE TOTAL EFFORT PER MONTH PER GEAR TYPE (ALL BOATS).

EFFORT	Jan	Feb	Mar	Apr	May	Jun	Jul	Aug	Sep	Oct	Nov	Dec	Total
Handline (mendays)	4178.7	4749.8	3971.8	3737.7	4451.8	3405.6	3739.9	4070.6	5400.6	5814.0	4499.8	2583.6	50603.9
Trap (no. trap)	7567.2	9022.0	6123.0	6067.1	4490.4	5088.7	6246.9	5827.9	6143.7	7356.4	5985.6	4774.5	74693.4
Net (no. net)	153.7	225.9	222.6	142.9	188.5	200.9	226.9	183.1	172.5	158.1	139.4	156.5	2171.0

TABLE 11.

SUMMARY OF EFFORT DISTRIBUTION BY GEAR AND BOAT TYPE

HANDLINE(MEN/DAYS)

	MAHE	PRASLIN/ LA DIGUE	TOTAL	%
PIROGUES	236.7	0.0	236.7	0.5
OUTBOARDS	10753.3	2955.9	13709.2	27.1
WHALERS	24683.0	4605.0	29288.0	57.9
SCHOONERS	7370.0	0.0	7370.0	14.6
TOTAL	43043.0	7560.9	50603.9	100.0

TRAP (NO. OF TRAPS)

	MAHE	PRASLIN/ LA DIGUE	TOTAL	%
PIROGUES	1318.0		1318.0	1.8
OUTBOARDS	57679.6	15162.8	72842.4	97.5
WHALERS	325.0		325.0	0.4
FISHERMEN ON FOOT	208.0		208.0	0.3
TOTAL	59530.6	15162.8	74693.4	100.0

NET (NO.OF SETS OR HAULS)

	MAHE	PRASLIN/ LA DIGUE	TOTAL	%
PIROGUES	249.9	0.0	249.9	11.5
OUTBOARDS	1424.8	496.3	1921.1	88.5
TOTAL	1674.7	496.3	2171.0	100.0

TABLE 12. PURCHASES OF FISH PER SPECIES BY FISH PROCESSORS, (UNIT:Mt)

SPECIES	ARTISANAL TOTAL CATCH	FISH PURCHASED	% OF TOTAL FISH PURCHASED	% PURCHASES OF TOTAL CATCH
CARANGUES	830.8	87.3	14.2	10.5
MAQUEREAU DOUX	530.4	0.0	0.0	0.0
OTHER MAQUEREAU	139.0	109.8	17.9	79.0
BONITE	103.6	8.0	1.3	7.7
OTHER PELAGICS*	116.2	72.9	11.9	100.0
BECUNE	130.2	0.7	0.1	0.5
CORDONIER	215.9	0.0	0.0	0.0
OTHER TRAP FISH	96.0	0.1	0.0	0.1
RED SNAPPER	91.2	22.2	3.6	24.3
BOURGEOIS	215.7	101.9	16.6	47.2
JOB	360.4	81.5	13.3	22.6
MACONDE	36.9	10.0	1.6	27.1
OTHER VIELLE	88.6	39.9	6.5	45.0
CAPITAINE	119.3	19.4	3.2	16.3
SHARKS & RAYS	26.6	0.3	0.0	1.1
OCTOPUS*	15.1	7.9	1.3	52.3
OTHERS	73.6	29.3	4.8	0.0
CRAB*	24.8	23.8	3.9	96.0
TOTAL	3214.3	615.0	100.0	19.1

* Some fish may have been purchased from other fishery

TABLE 13.

TOTAL CATCH (MT) EXPORTED BY DESTINATION AND (F.O.B. V

DESTINATION	FRESH	FROZEN	OTHERS	TOTAL	F.O.B VALUE(SR)
China	0.1	0.1	0.0	0.2	23,456.55
France	32.9	0.0	0.0	32.9	3,562,352.79
Germany	2.9	0.0	0.0	2.9	361,965.50
India	0.0	10.8	0.0	10.8	371,318.32
Japan	1.5	0.0	0.0	1.5	192,425.62
Mauritius	9.9	0.0	0.0	9.9	1,503,824.16
Poland	0.5	0.0	0.5	1.0	152,427.42
Reunion	8.0	0.0	0.0	8.0	1,063,498.36
Russia	3.1	135.4	5.3	143.8	6,331,032.48
United Arab Emirates	1.1	0.0	0.0	1.1	135,477.74
United Kingdom	31.0	0.0	0.0	31.0	4,062,210.45
United States	3.9	0.0	0.5	4.4	494,248.80
Grand Total	94.9	146.3	6.3	247.5	18,254,238.19

SPECIES COMPOSITION

SPECIES	FRESH	FROZEN	OTHERS	TOTAL	%
Bourgeois	28.7	8.0	1.1	37.8	15.3
Capitaine	0.7	13.9	0.1	14.7	5.9
Crab	0.0	11.7	0.0	11.7	4.7
Job	3.2	3.5	0.5	7.2	2.9
Maconde	0.9	10.3	0.2	11.4	4.6
Other Pelagic	13.9	21.0	1.4	36.3	14.7
Other Snappers	1.3	25.8	0.1	27.2	11.0
Other Vielle	1.5	50.1	0.3	51.9	21.0
Others	0.3	1.5	0.4	2.2	0.9
Shark & Rays	0.0	0.0	0.0	0.0	0.0
Tuna	44.4	0.5	2.2	47.1	19.0
TOTAL	94.9	146.3	6.3	247.5	100.0

TABLE 14. PURCHASES OF FROZEN FISH FROM FOREIGN FISHING VESSELS BY LOCAL FISH PROCESSORS
(UNITS: Mt)

SPECIES		JAN	FEB	MAR	APR	MAY	JUN	JUL	AUG	SEP	OCT	NOV	DEC	TOTAL
Bigeye tuna	Whole				0.20				0.40	0.20	0.10	0.80	0.40	2.20
Indo-Pacific sailfish	Loin												0.0	0.0
	Whole		0.0		0.0	0.2	0.1	0.0			0.4	0.0	0.0	0.8
Wahoo	Unknown												0.4	0.4
	Whole	0.5	0.1	0.6	0.2	0.9	2.6	2.4	3.1	5.5	6.4	4.2	1.8	28.2
Yellowfin tuna	Whole	4.1	2.8	0.1	4.4	14.9	2.3	3.2	1.3	2.0	3.1	1.4	3.9	43.6
Common dolphinfish	Bait										0.6			0.6
	Unknown												1.1	1.1
	Whole	2.6	2.6	3.9	0.6	2.2	2.1	0.4	2.1	4.3	4.5	6.0	5.8	37.1
Marlins nei	Loin	11.0	4.9	4.5	2.5	4.4	6.8	6.3	14.5	17.8	13.3	12.6	6.8	105.4
	Whole	0.0	1.7		0.1	9.4	1.0		0.8	0.7	1.1	0.1	0.6	15.4
Rainbow runner	Bait												1.1	1.1
	DogFood										2.6		1.0	3.6
	Whole		0.7		0.5	2.3				1.8		1.7		7.0
Bonitos	Bait										0.0		1.6	1.6
Great barracuda	DogFood				0.1									0.1
	Whole					0.1								0.1
Swordfish	Headed				0.5		0.1		0.5			1.1	0.3	2.5
	Whole		0.9			1.5	0.6		0.2	0.2	0.2			3.5
Carangids	Whole					0.0								0.0
Marine fishes	DogFood					0.3	1.2		0.5	0.5	1.2	3.9	1.0	14.0
	Fish Roe		5.4			0.1					0.2			0.2
	Loin		0.0				0.0					0.0	0.0	0.0
	Unknown										0.0		0.0	0.0
	Whole					0.3	1.7	0.0	0.0	0.0	0.1	0.0	0.0	2.1
sharks	Whole		0.00			1.50					0.20			1.70
Tunas	DogFood	0.50												0.50
	Whole		1.40	0.00		0.50	0.00	0.00			0.00		0.00	1.80
Grand Total		18.70	20.60	9.10	8.90	38.60	18.50	12.40	23.30	33.00	33.80	31.90	25.90	274.70
Total Amount (Sr)		206,098.0	283,549.3	114,058.0	46,363.0	982,508.7	184,841.5	199,159.0	315,408.5	396,147.5	368,773.5	371,841.0	261,741.5	3,730,489.4

FIGURE 1. TOTAL CATCH

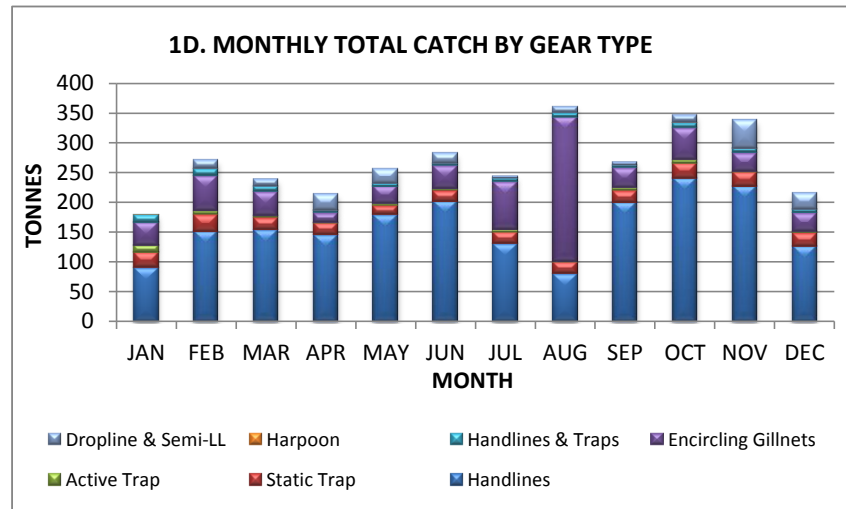
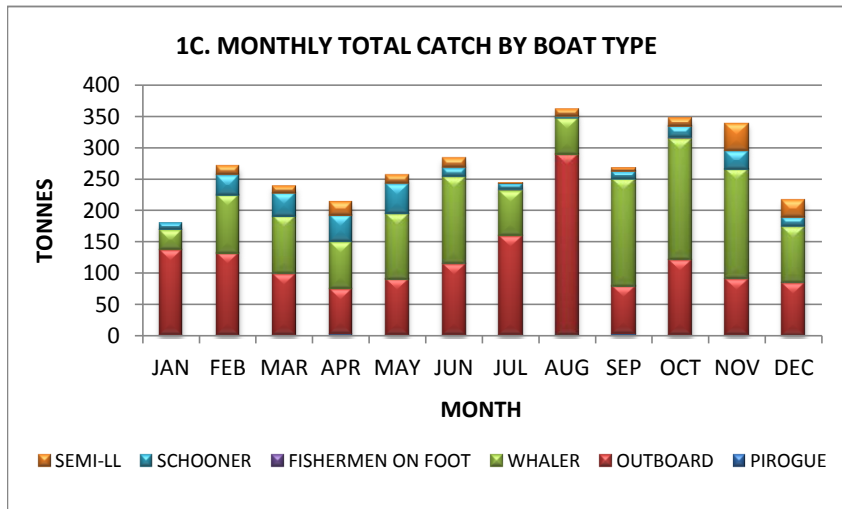
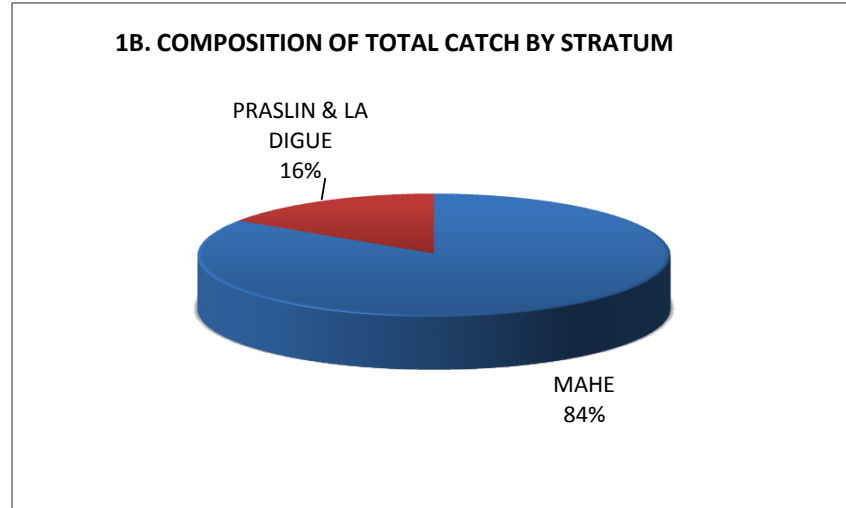
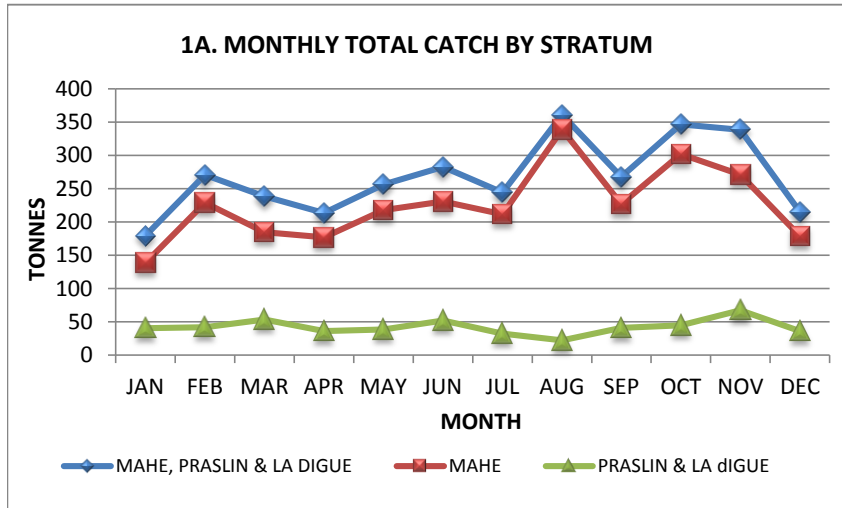


FIGURE 2. MONTHLY TOTAL CATCH BY BOAT AND GEAR TYPE

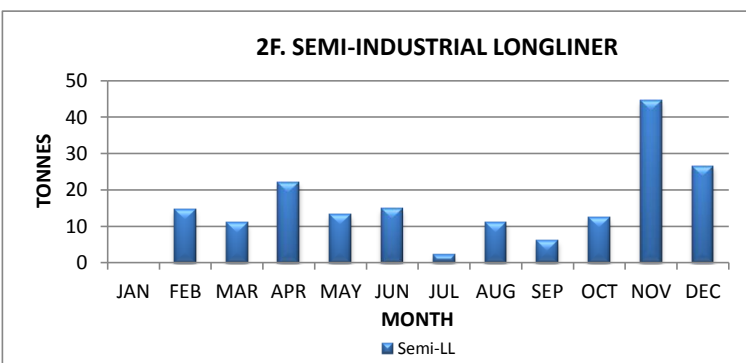
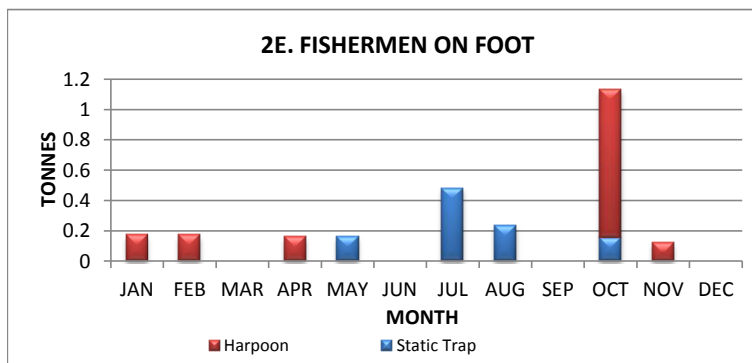
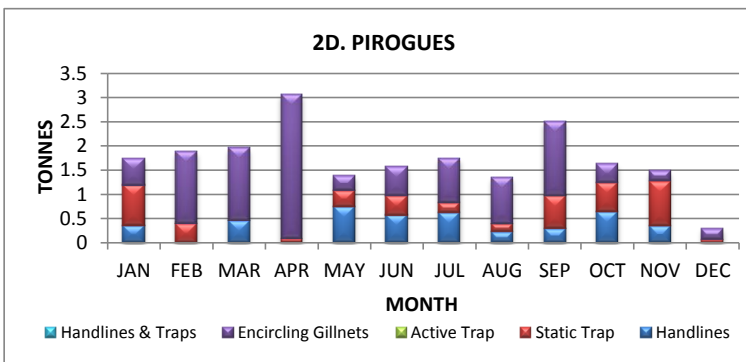
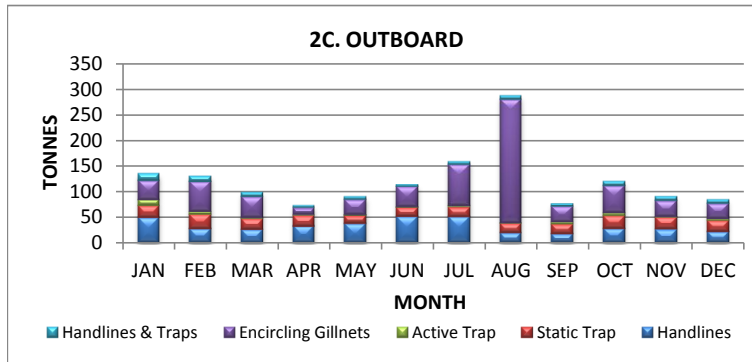
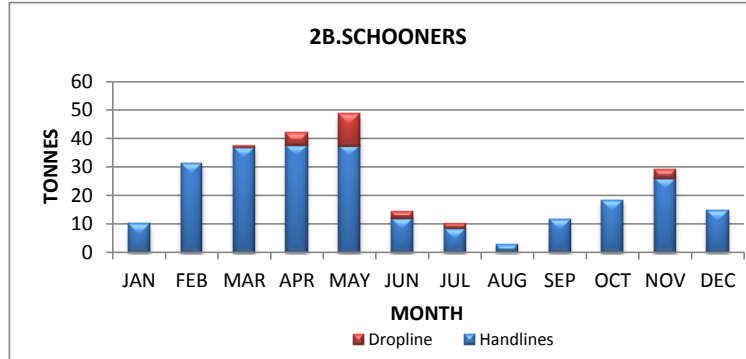
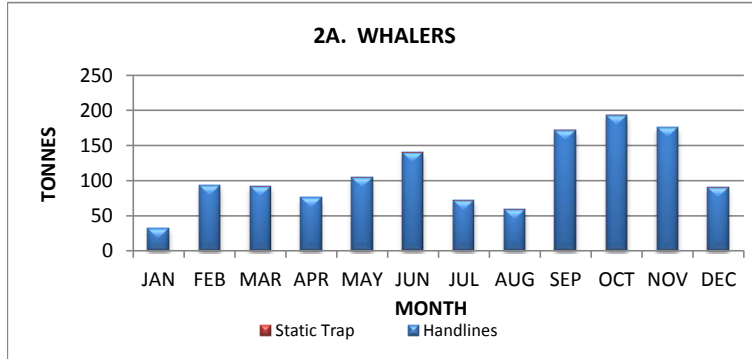
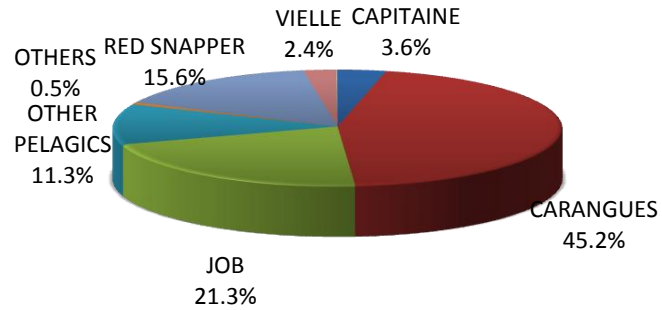
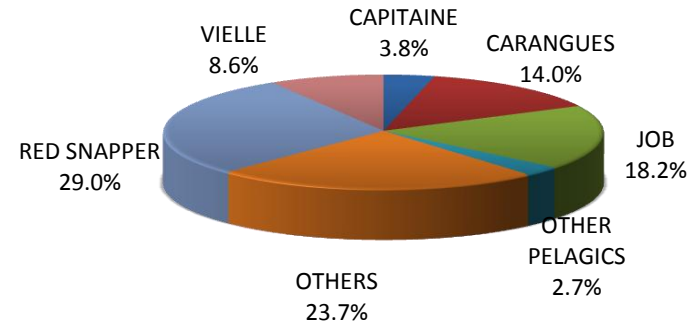


FIGURE 3. SPECIES COMPOSITION OF TOTAL CATCH BY BOAT TYPE

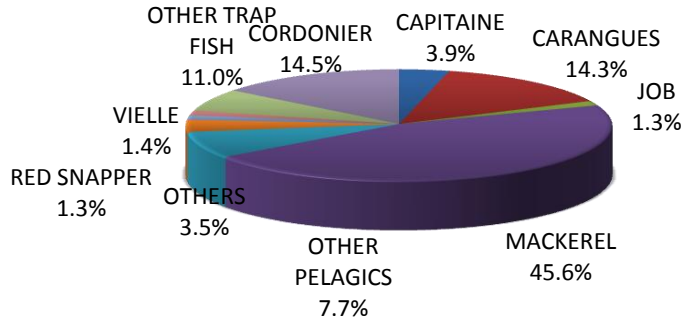
3A. WHALERS



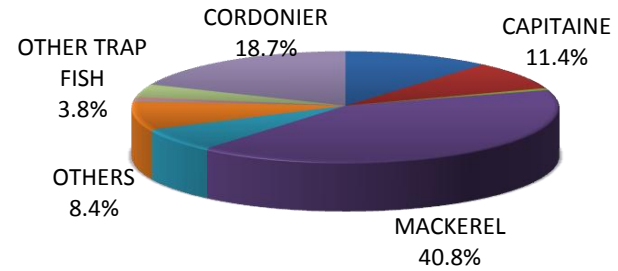
3B. SCHOONERS



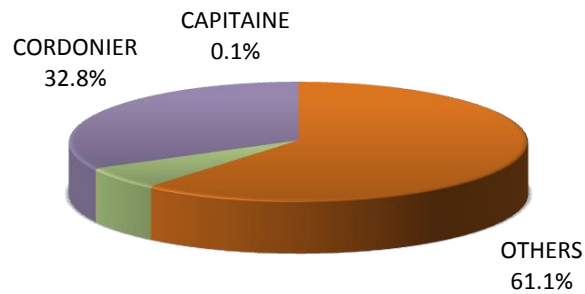
3C. OUTBOARD



3D. PIROGUES



3E. FISHERMEN ON FOOT



3F. SEMI-INDUSTRIAL LONGLINER

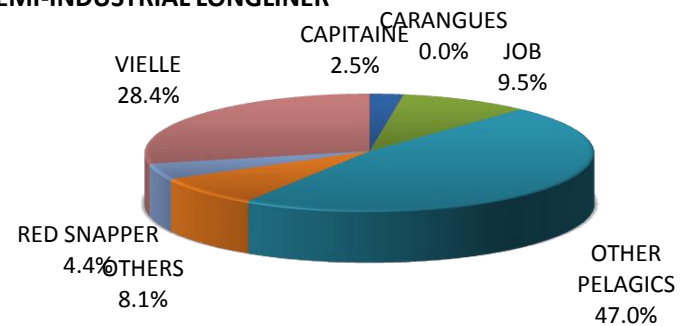
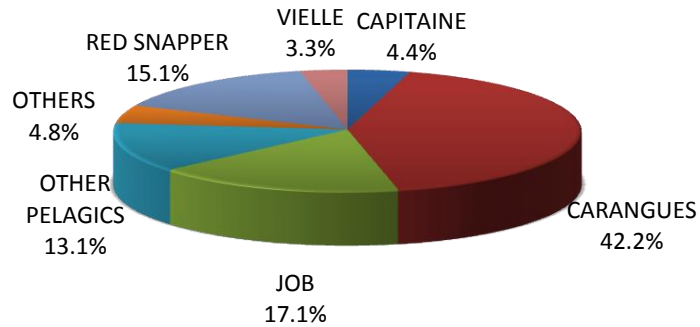
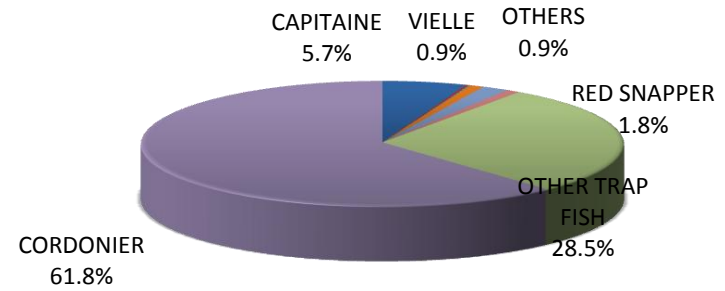


FIGURE 4. SPECIES COMPOSITION BY GEAR TYPE

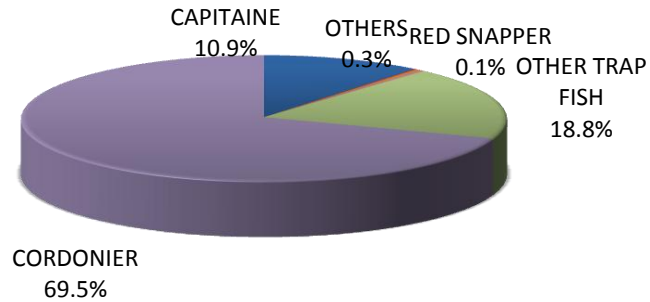
4A. HANDLINE



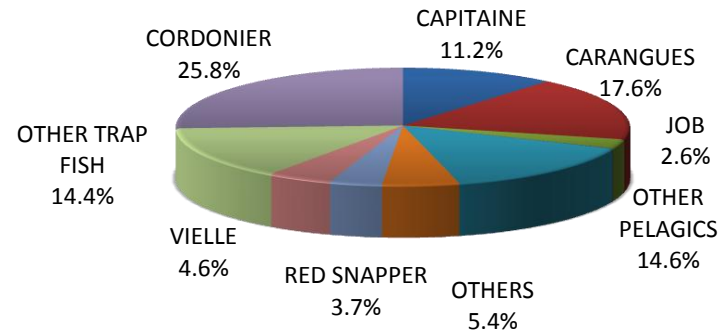
4B. STATIC TRAP



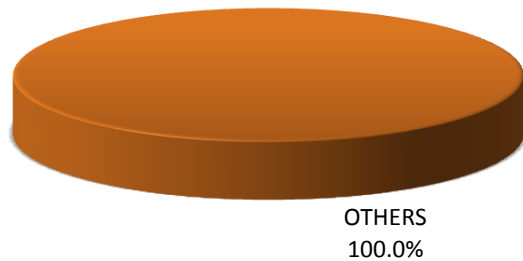
4C. ACTIVE TRAP



4D. HANDLINES & TRAP



4E. ENCIRCLING GILLNET



4F. OTHER GEAR

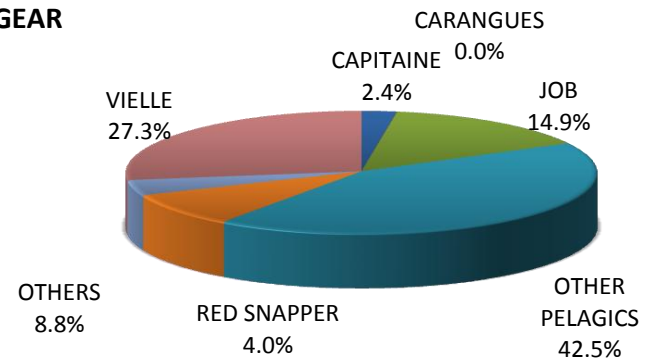
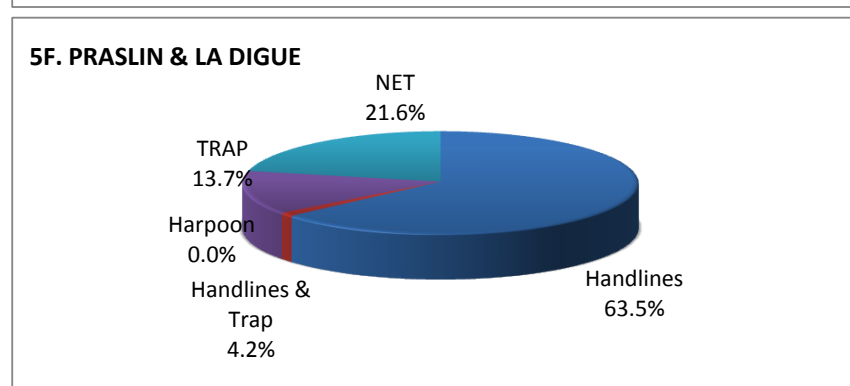
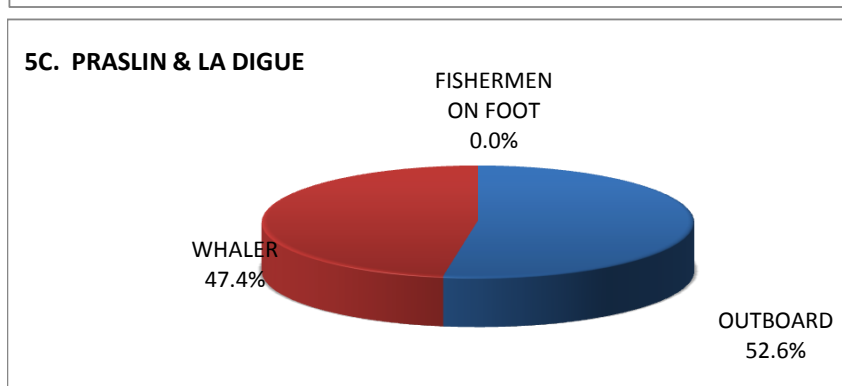
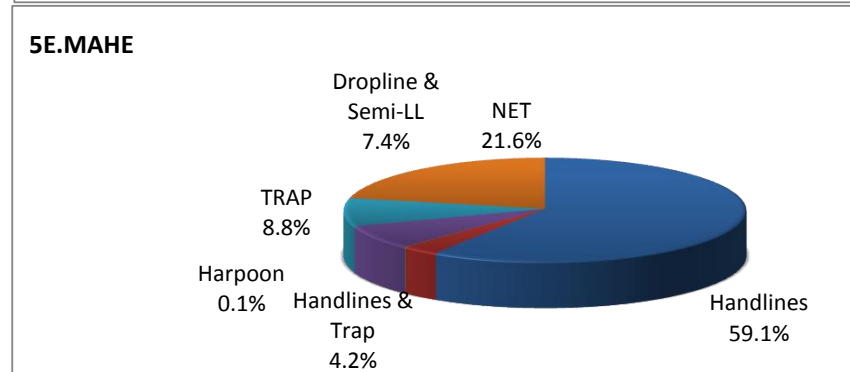
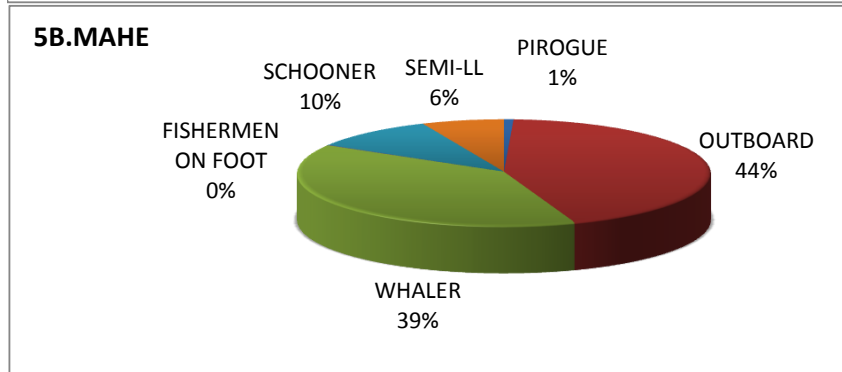
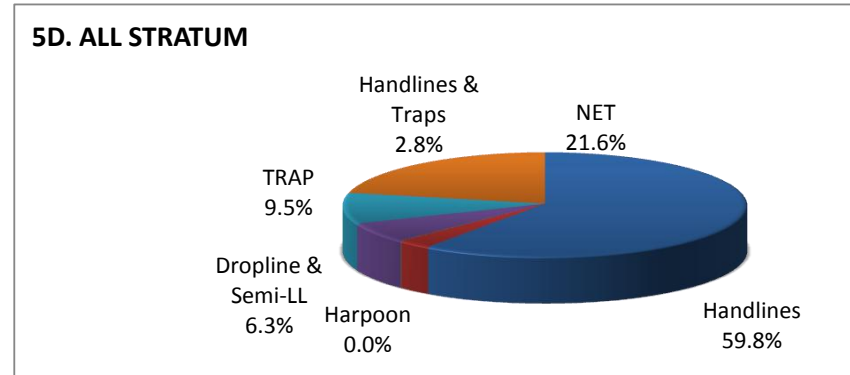
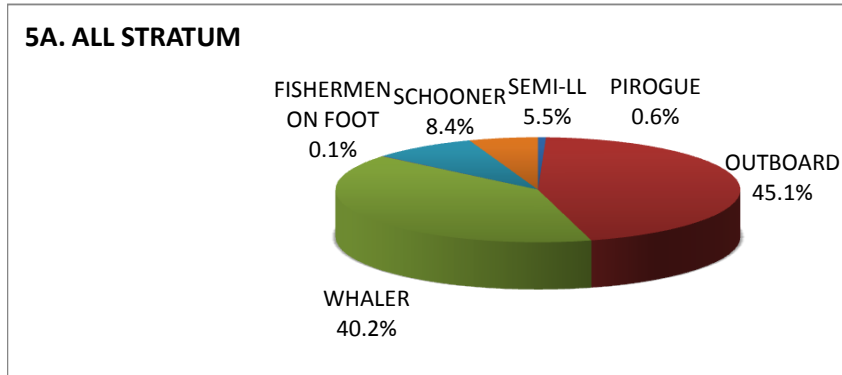


FIGURE 5. COMPOSITION OF TOTAL CATCH BY STRATUM, BOAT TYPE & GEAR TYPE



FIGURES 6. SPECIES COMPOSITION OF TOTAL CATCH BY STRATUM

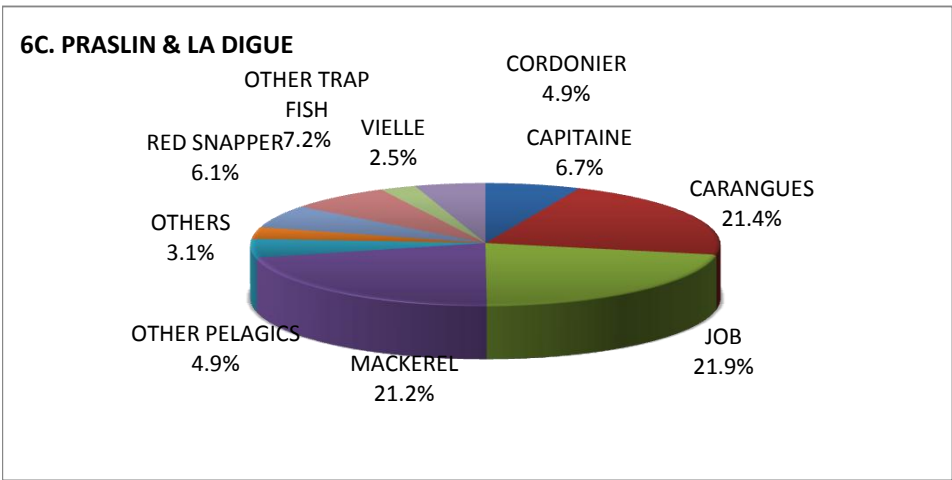
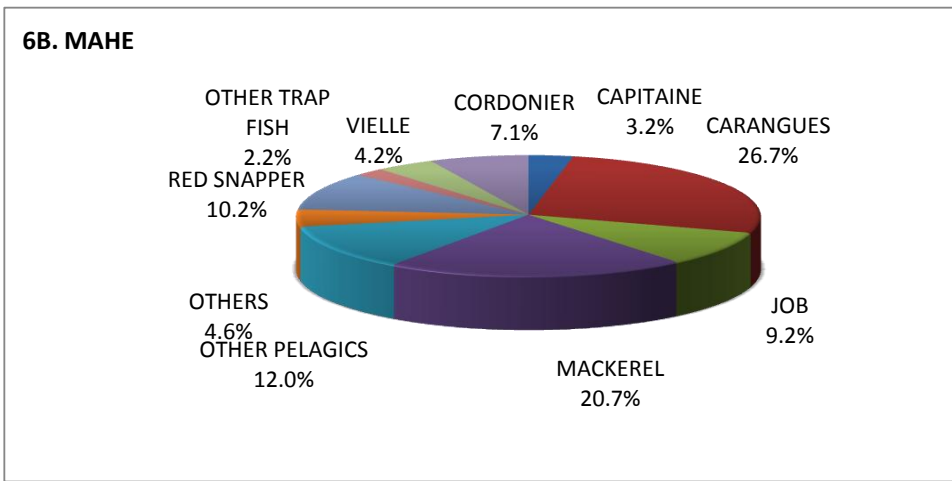
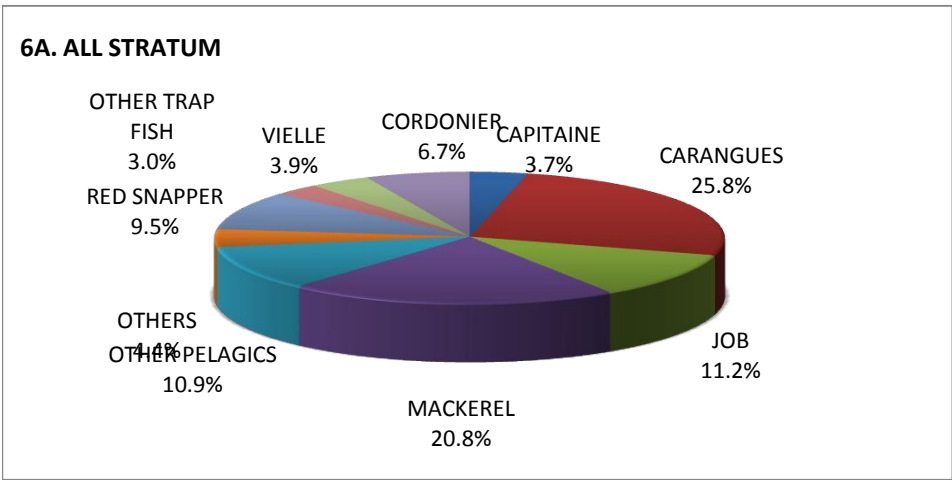


FIGURE 7. MONTHLY CATCH BY SPECIES

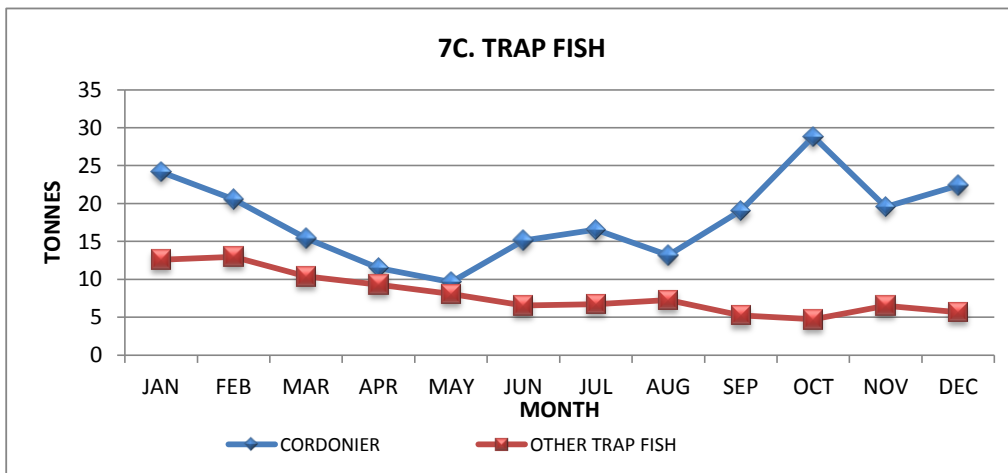
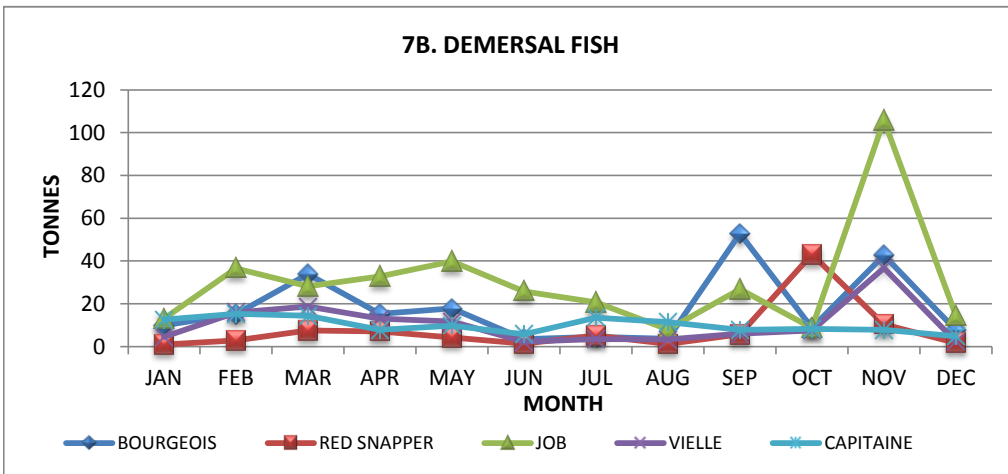
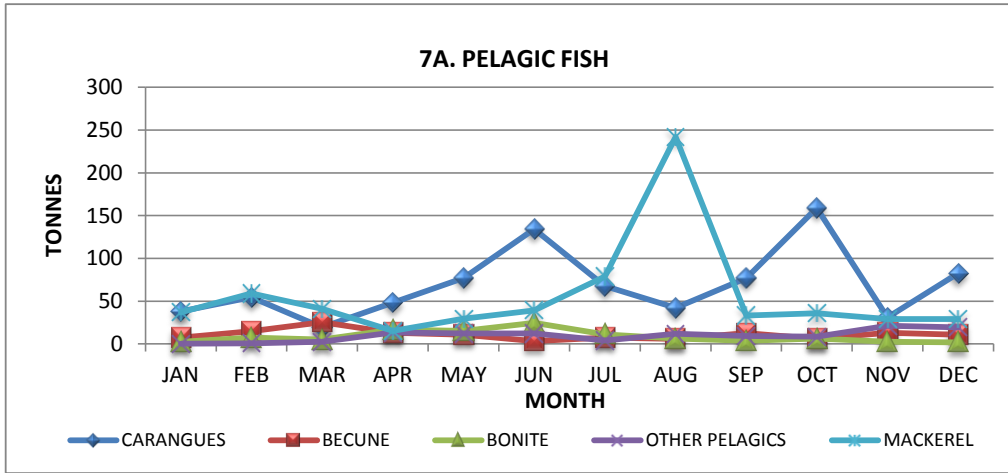


Fig. 8a

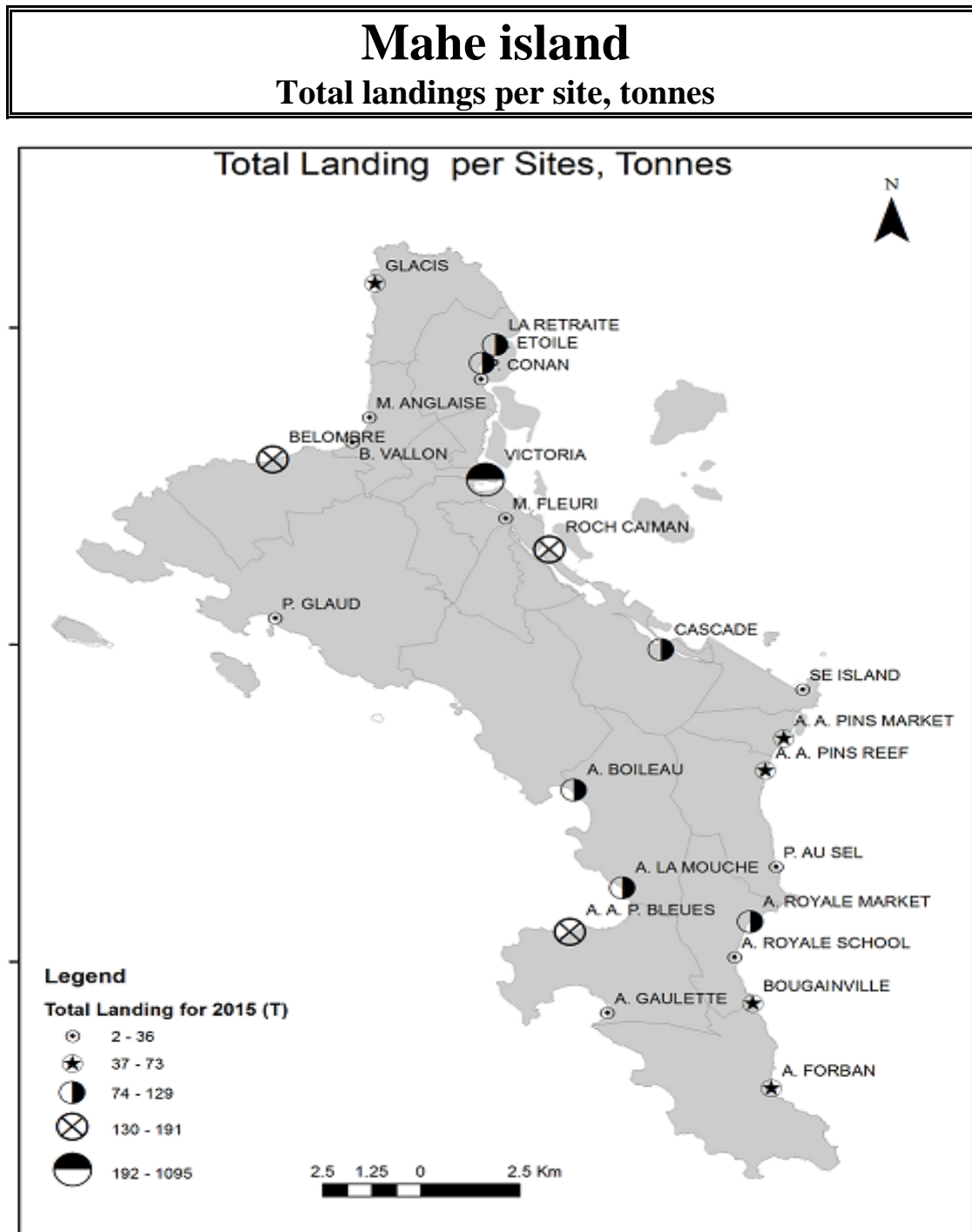


Fig. 8b

Praslin & La Digue islands

Total landings per site, tonnes

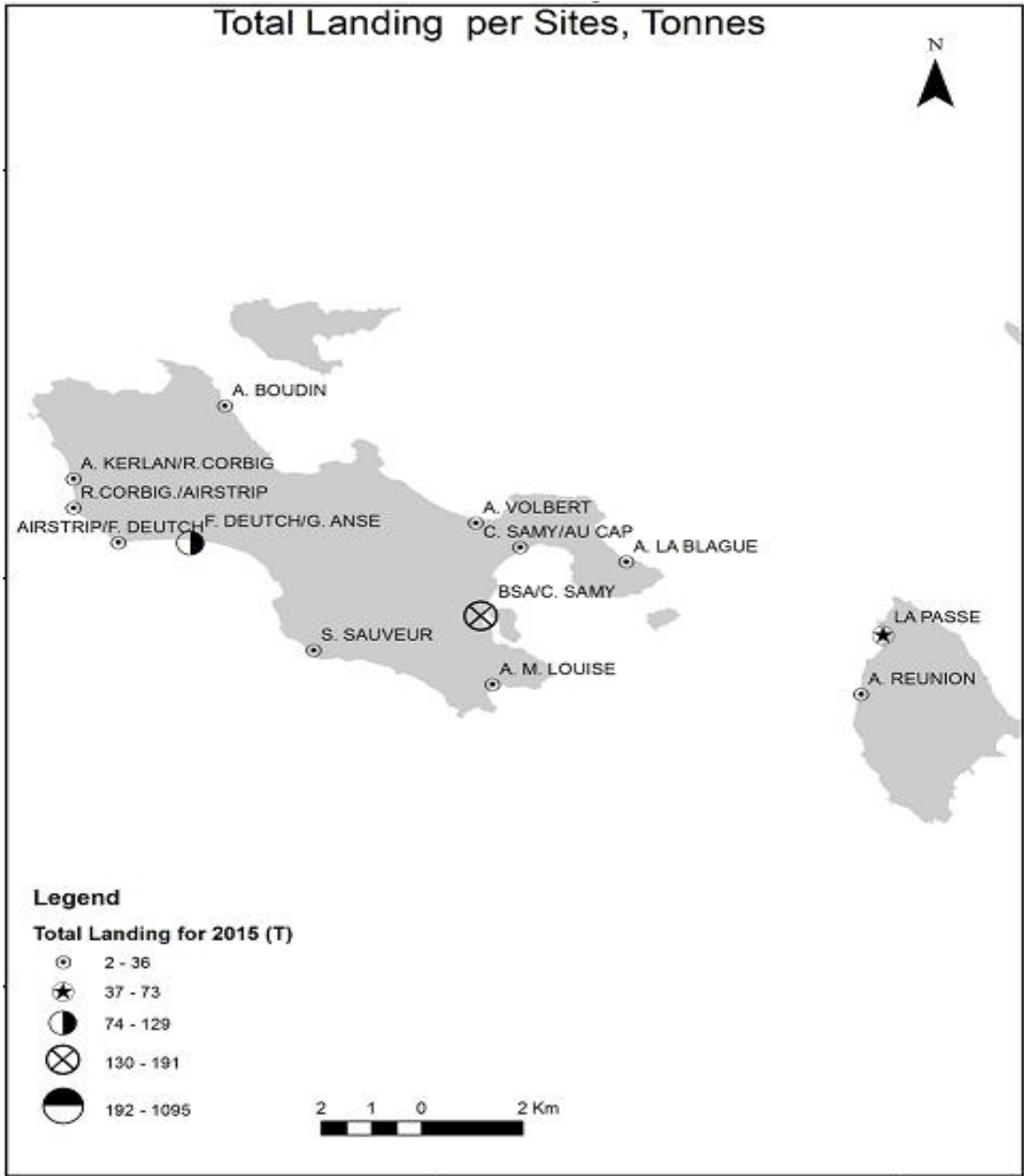


FIGURE 9. MONTHLY TOTAL NUMBER OF BOATS OPERATING BY TYPE

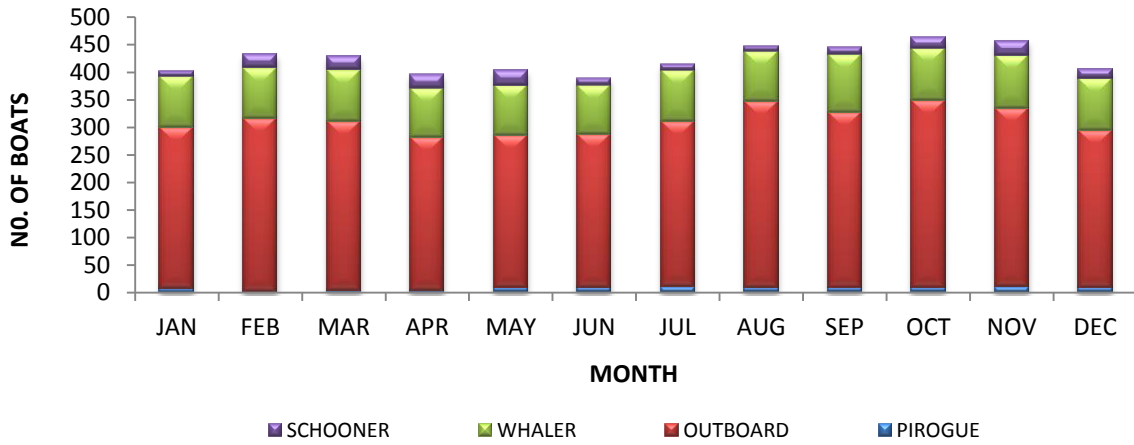


FIGURE 10. MONTHLY EFFORT BY GEAR TYPE

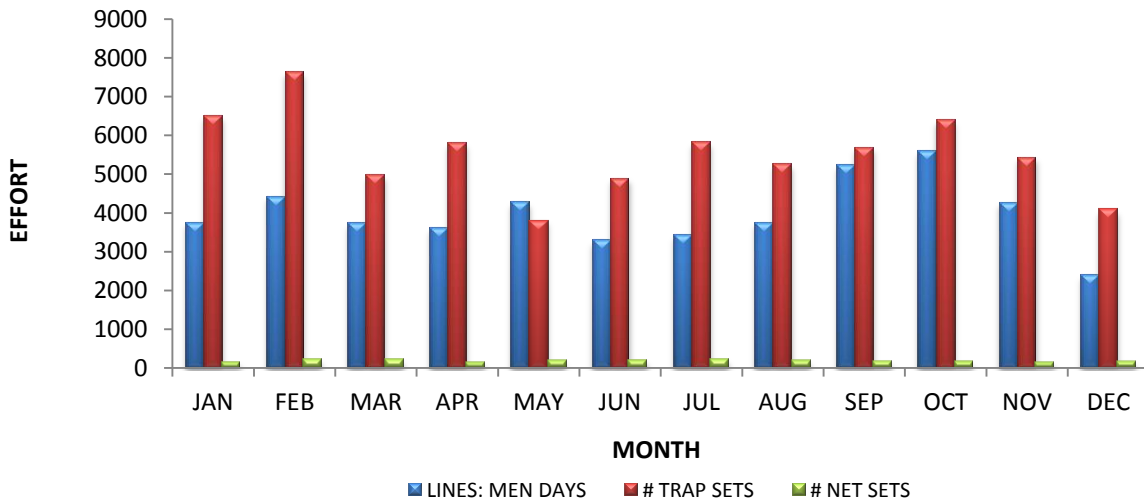


FIGURE 11. EFFORT COMPOSITION BY TYPE OF FISHERY & BOAT TYPE

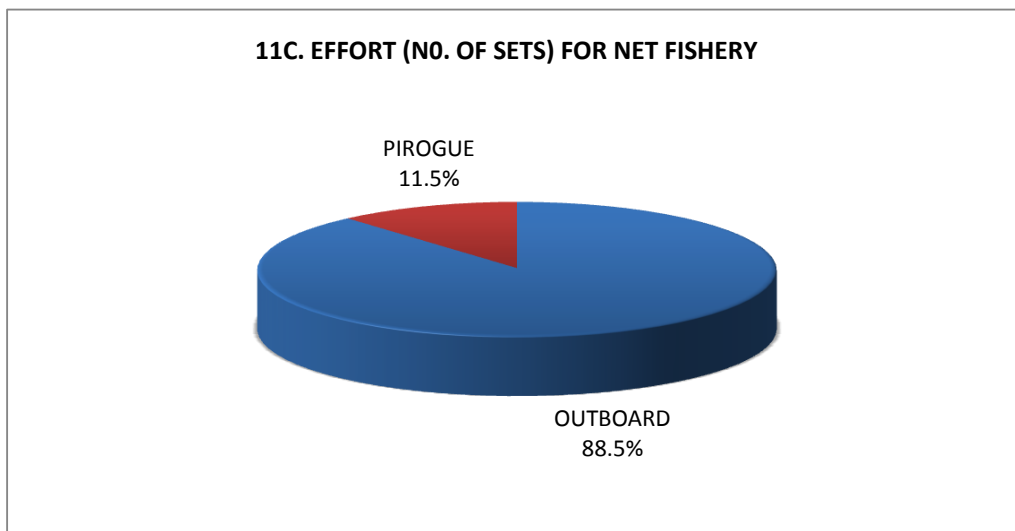
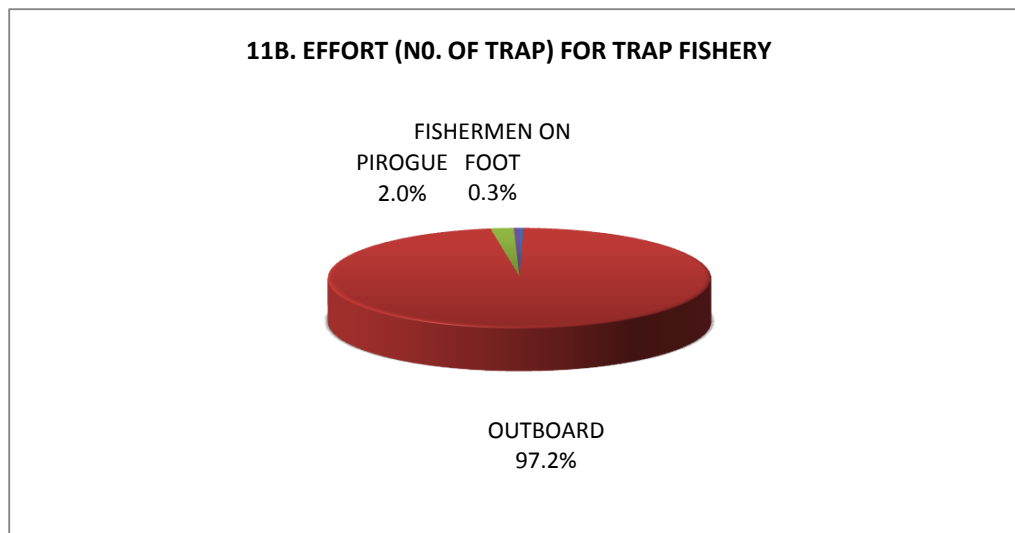
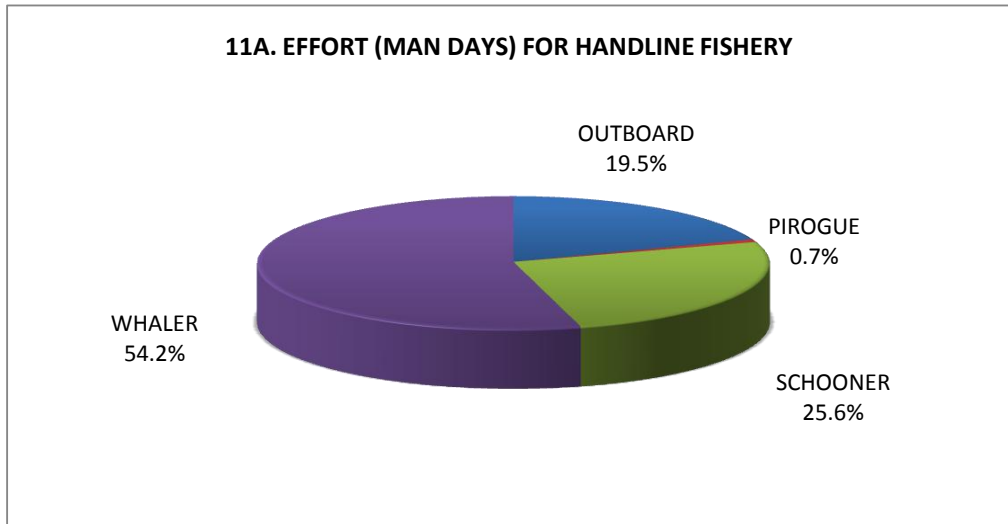


FIGURE 12. MONTHLY TOTAL EFFORT OF MAJOR FISHERIES BY BOAT TYPE

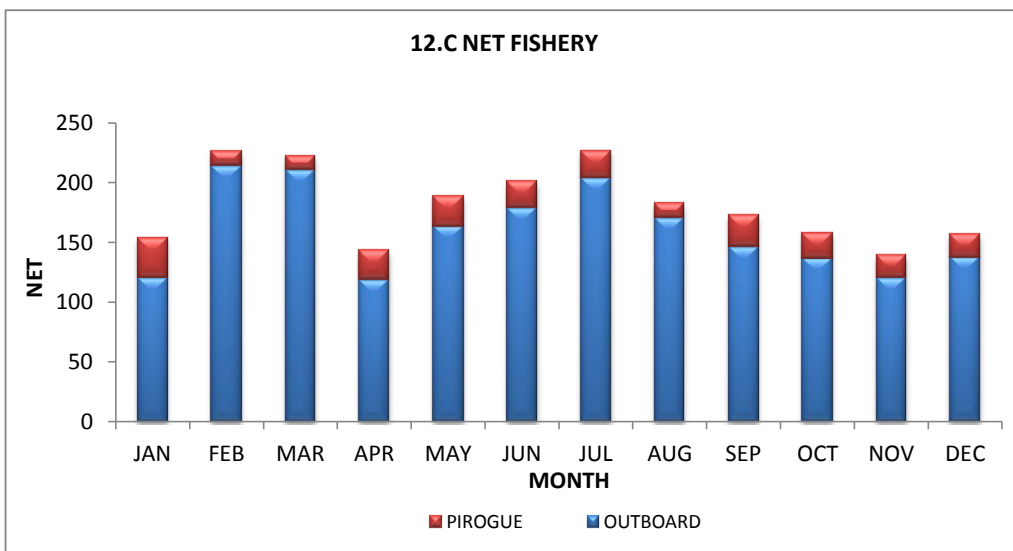
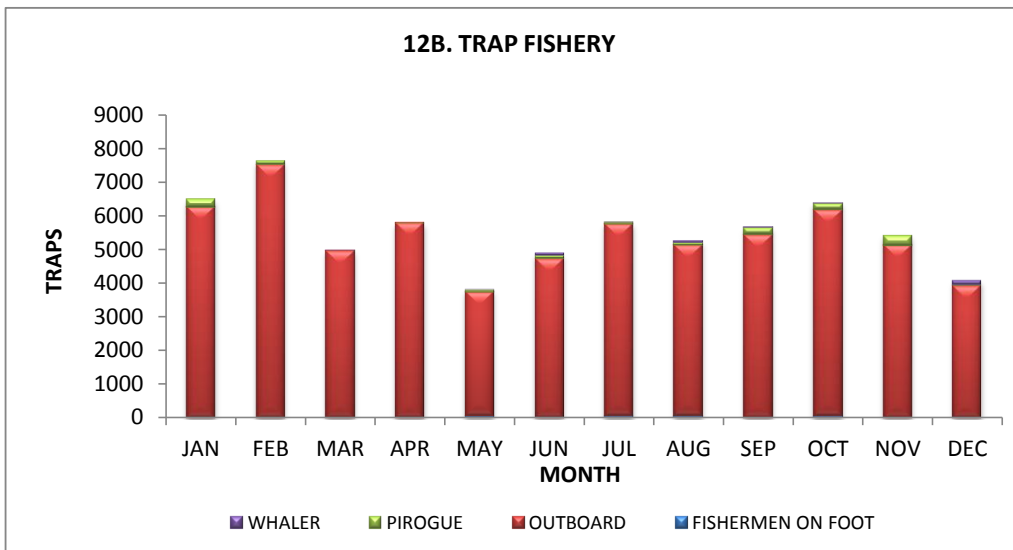
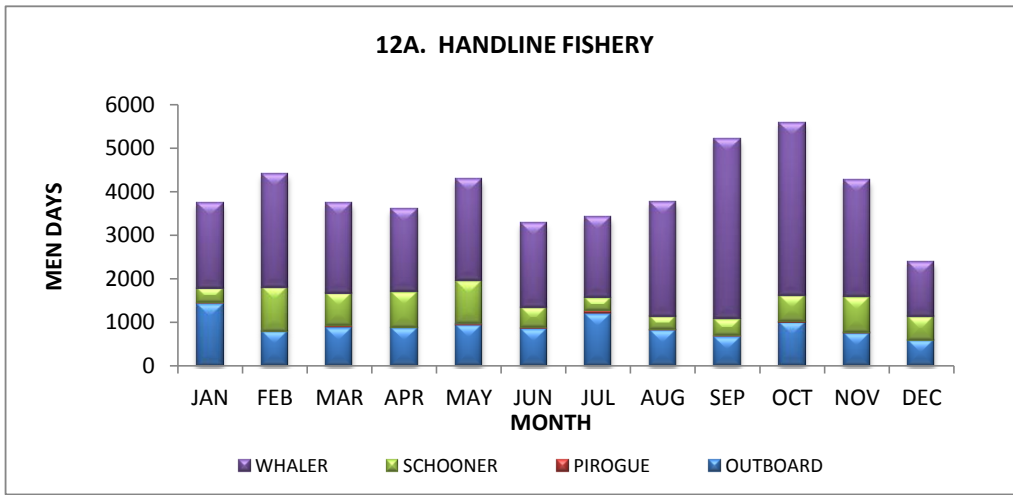


Fig. 13a

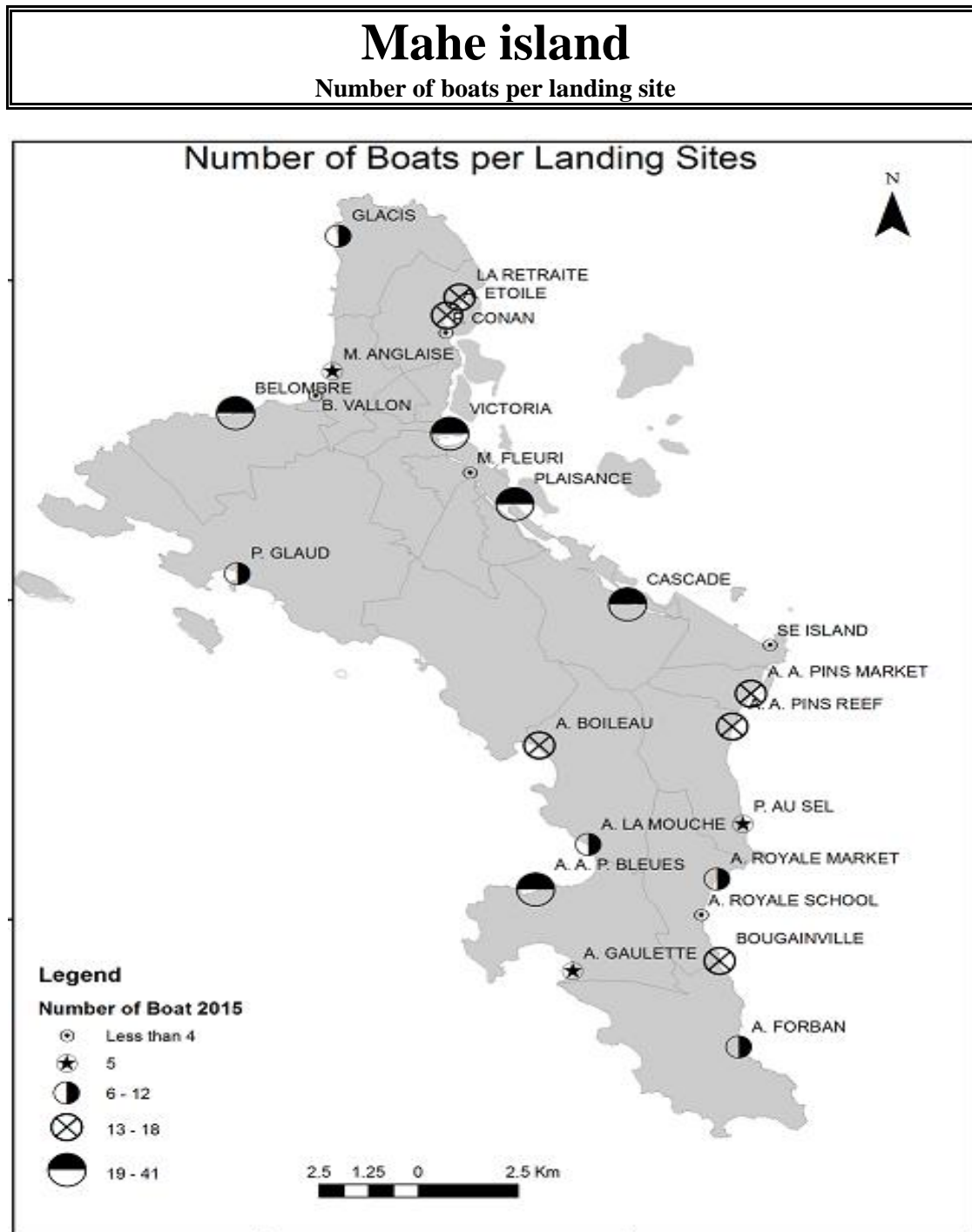


Fig. 13b

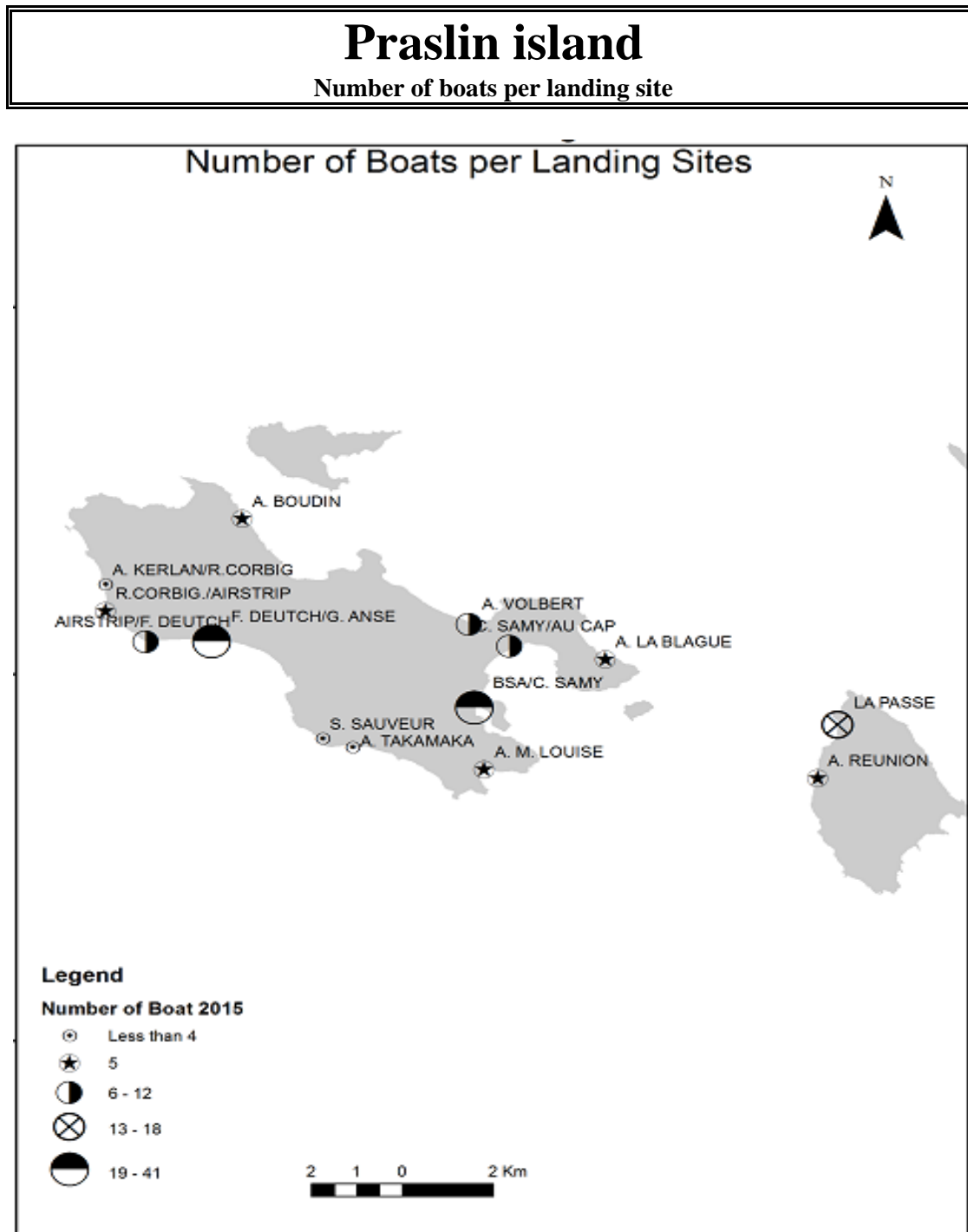


FIGURE 14. MONTHLY TOTAL CATCH & EFFORT BY TYPE OF FISHERY

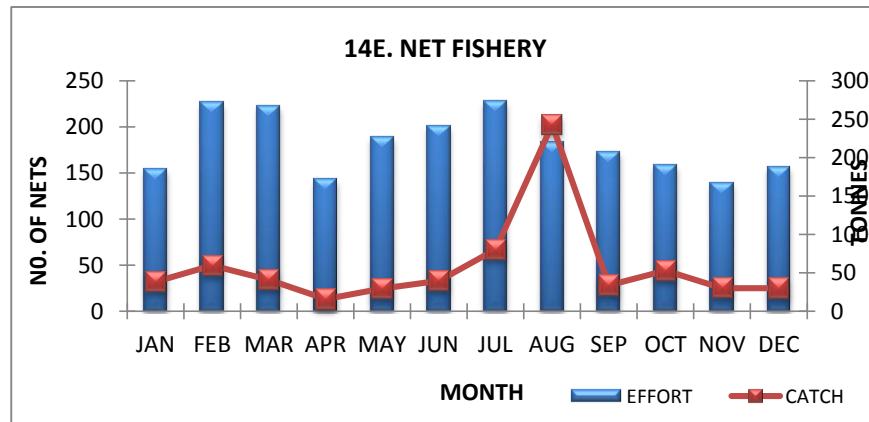
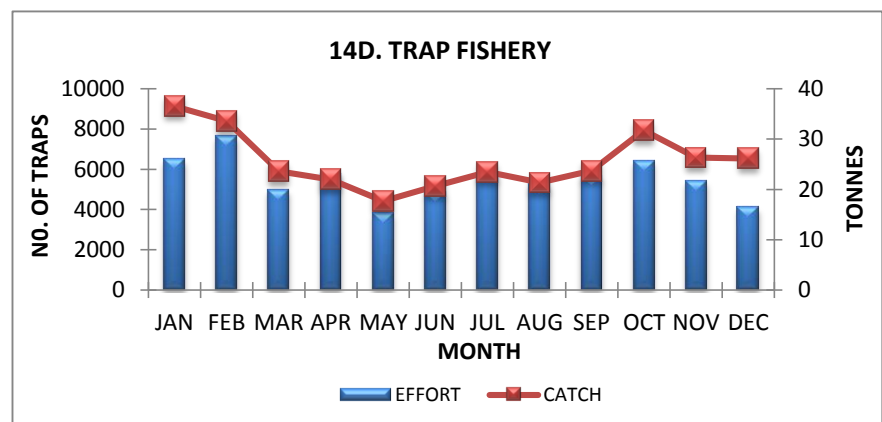
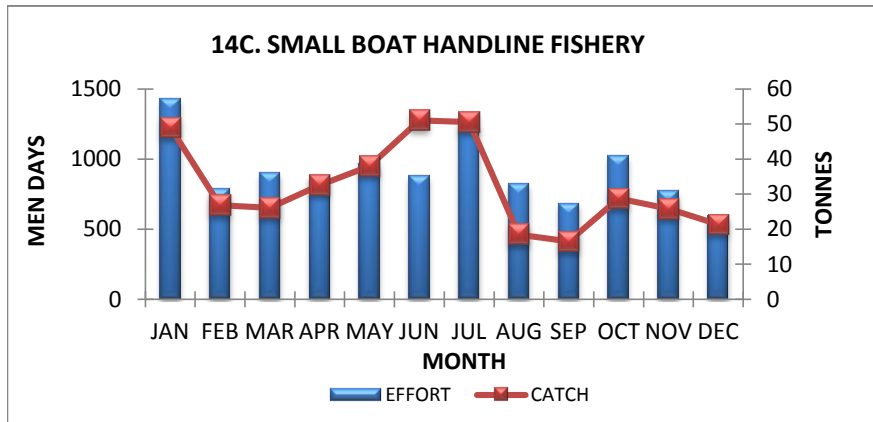
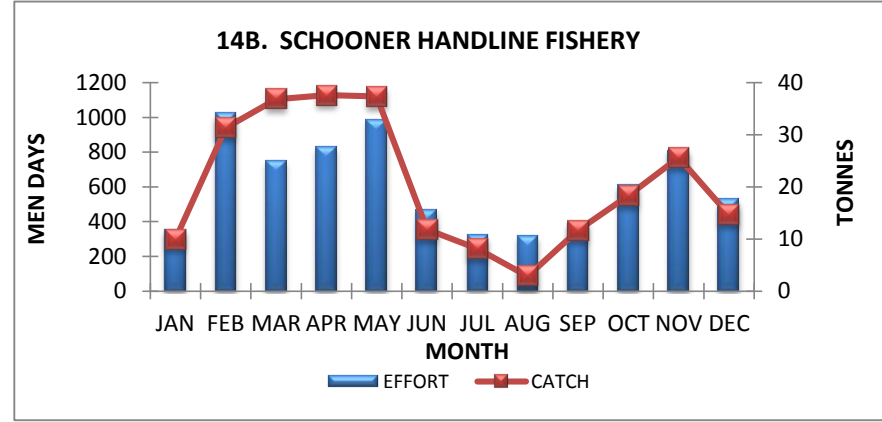
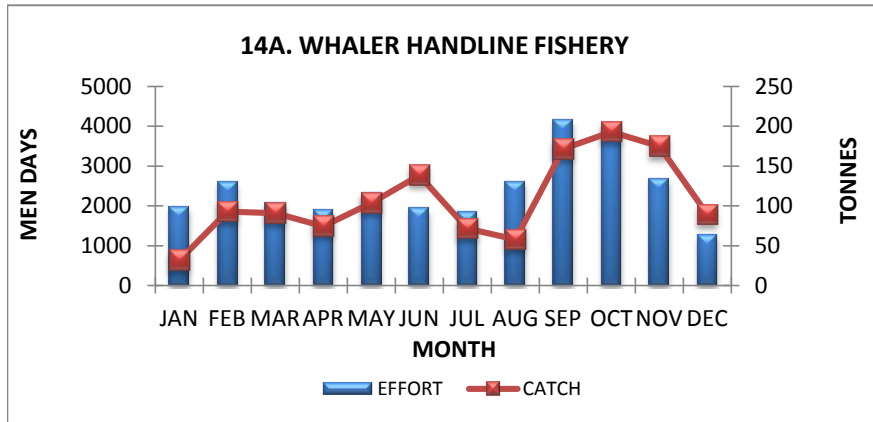
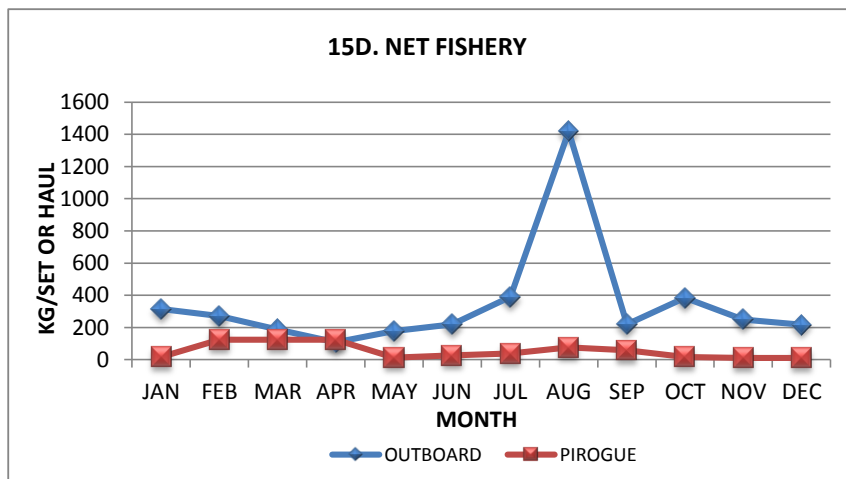
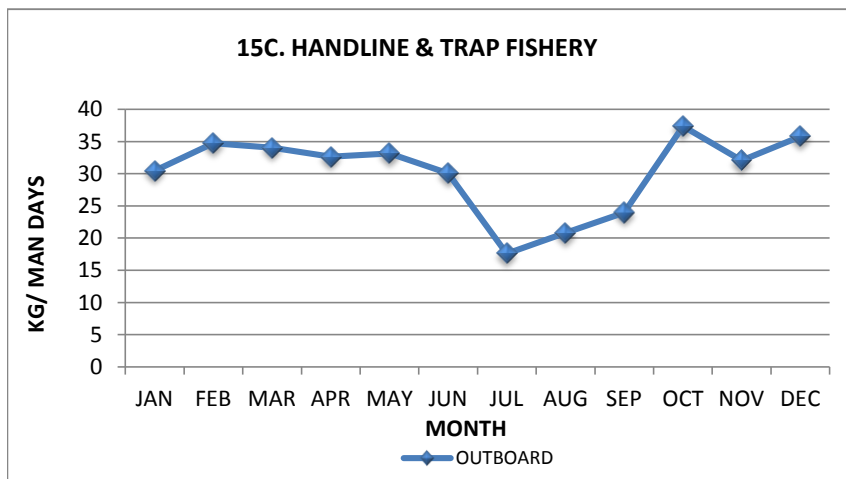
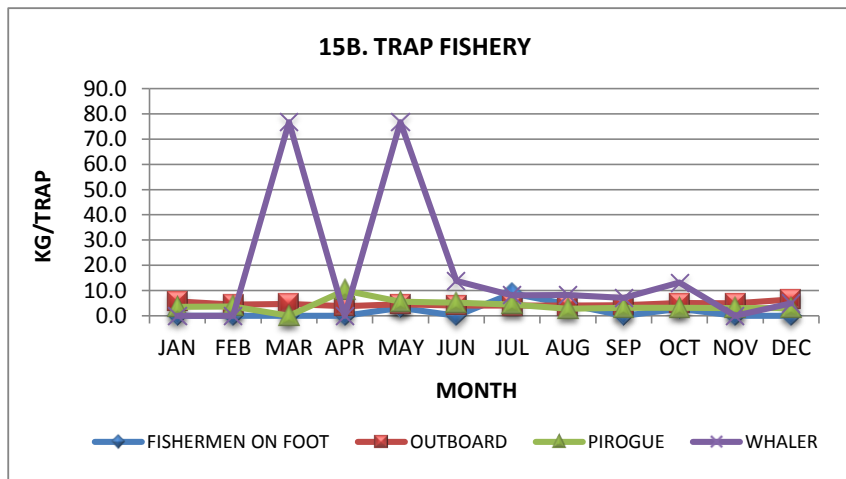
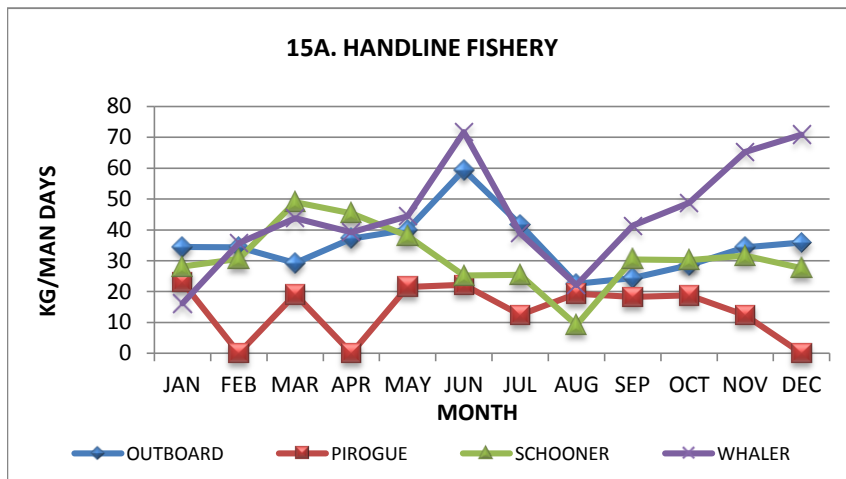


FIGURE 15. MONTHLY CATCH RATE BY TYPE OF FISHERY AND BOAT TYPE



Ann. 1.1	PIROGUE HANDLINE FISHERY, MAHE
Ann. 1.2	PIROGUE STATIC TRAP FISHERY, MAHE
Ann. 1.3	PIROGUE ACTIVE TRAP FISHERY, MAHE
Ann. 1.4	PIROGUE HANDLINE AND TRAP FISHERY,MAHE
Ann. 1.5	PIROGUE ENCIRLING GILLNET FISHERY, MAHE
Ann. 1.6	PIROGUE BEACH SEINE, MAHE
Ann. 1.7	OUTBOARD HANDLINE FISHERY, MAHE
Ann. 1.8	OUTBOARD HANDLINE FISHERY, PRASLIN, LA DIGU
Ann. 1.9	OUTBOARD STATIC TRAP FISHERY, MAHE
Ann. 1.10	OUTBOARD STATIC TRAP FISHERY, PRASLIN, LA DIK
Ann. 1.11	OUTBOARD ACTIVE TRAP FISHERY, MAHE
Ann. 1.12	OUTBOARD ACTIVE TRAP FISHERY, PRASLIN, LA DI
Ann. 1.13	OUTBOARD HANDLINE AND TRAP FISHERY, MAHE
Ann. 1.14	OUTBOARD HANDLINE AND TRAP FISHERY, PRASLI
Ann. 1.15	OUTBOARD ENCIRCLING GILLNET FISHERY, MAHE
Ann. 1.16	OUTBOARD ENCIRCLING GILLNET FISHERY, PRASLI
Ann. 1.17	WHALER STATIC TRAP FISHERY, MAHE
Ann. 1.18	ON FOOT HARPOON FISHERY, MAHE
Ann. 1.19	ON FOOT HARPOON FISHERY,PRASLIN,LA DIGUE
Ann. 1.20	ON FOOT STATIC TRAP FISHERY ,MAHE
Ann. 1.21	ON FOOT STATIC TRAP FISHERY ,PRASLIN, LA DIGU
Ann. 2.1	SUMMARY,SMALL BOAT FISHERY,MAHE PRASLIN,
Ann. 2.2	SUMMARY, SMALL BOAT FISHERY, MAHE
Ann. 2.3	SUMMARY, SMALL BOAT FISHERY, PRASLIN, LA DIK
ANNEX 3.1	LANDINGS PER SAMPLING SITE
ANNEX 3.2	MEAN NUMBER OF BOATS OPERATING PER MONT AT EACH LANDING SITE BY BOAT TYPE

**MONTHLY CATCH, EFFORT AND SPECIES COMPOSITION FOR THE SMALL BOAT FISHERY
BY BOAT, GEAR TYPE AND STRATUM**

Ann. 1.1

PIROGUE HANDLINE FISHERY, MAHE

SPECIES	JAN	FEB	MAR	APR	MAY	JUN	JUL	AUG	SEP	OCT	NOV	DEC	TOTAL
C.BALO	0.0	0.0	0.0	0.0	0.0	0.0	0.0	0.0	0.0	0.0	0.0	0.0	0.0
O.CARANX	0.2	0.0	0.0	0.0	0.0	0.0	0.0	0.0	0.0	0.0	0.0	0.0	0.2
M.DOUX	0.0	0.0	0.0	0.0	0.0	0.0	0.0	0.0	0.0	0.0	0.0	0.0	0.0
O.MAQUER	0.0	0.0	0.0	0.0	0.0	0.0	0.0	0.0	0.0	0.0	0.0	0.0	0.0
BONITE	0.0	0.0	0.0	0.0	0.0	0.1	0.0	0.0	0.0	0.0	0.0	0.0	0.2
O.PELAGIC	0.0	0.0	0.0	0.0	0.0	0.0	0.0	0.0	0.0	0.0	0.0	0.0	0.0
BECUNE	0.0	0.0	0.0	0.0	0.7	0.4	0.2	0.0	0.0	0.0	0.0	0.0	1.2
CORDONIER	0.0	0.0	0.0	0.0	0.0	0.0	0.0	0.0	0.0	0.0	0.0	0.0	0.0
O.TRAP	0.0	0.0	0.0	0.0	0.0	0.0	0.0	0.0	0.0	0.0	0.0	0.0	0.0
R.SNAPPER	0.0	0.0	0.0	0.0	0.0	0.0	0.1	0.0	0.0	0.0	0.0	0.0	0.1
BOURGEOIS	0.0	0.0	0.0	0.0	0.0	0.0	0.0	0.0	0.0	0.0	0.0	0.0	0.0
JOB	0.0	0.0	0.0	0.0	0.0	0.0	0.0	0.0	0.0	0.0	0.0	0.0	0.1
MACONDE	0.0	0.0	0.0	0.0	0.0	0.0	0.0	0.0	0.0	0.0	0.0	0.0	0.1
O.VIEILLE	0.0	0.0	0.0	0.0	0.0	0.0	0.0	0.0	0.0	0.0	0.0	0.0	0.1
CAPITAINE	0.1	0.0	0.4	0.0	0.0	0.1	0.4	0.2	0.2	0.5	0.3	0.0	2.2
SHARK&RAY	0.0	0.0	0.0	0.0	0.0	0.0	0.0	0.0	0.0	0.0	0.0	0.0	0.0
OCTOPUS	0.0	0.0	0.0	0.0	0.0	0.0	0.0	0.0	0.0	0.0	0.0	0.0	0.0
OTHERS	0.0	0.0	0.0	0.0	0.0	0.0	0.0	0.0	0.0	0.0	0.0	0.0	0.0
TOTAL CATCH	0.4	0.0	0.5	0.0	0.7	0.6	0.6	0.2	0.3	0.6	0.3	0.0	4.2

EFFORT

T.HOURS OUT	119	0	93	0	64	130	270	77	38	80	127	0	998
TOTAL MEN	16	0	24	0	34	26	49	11	16	34	27	0	237
T.MAN HOURS	119	0	93	0	103	156	279	77	38	80	141	0	1086

DAILY EFFORT

MEAN CREW	1.0	0.0	1.0	0.0	1.6	1.2	1.0	1.0	1.0	1.0	1.1	0.0	1.1
" HOURS OUT	7.7	0.0	3.9	0.0	3.0	6.1	5.7	6.8	2.4	2.4	5.1	0.0	4.6

CATCH RATES

KG/BOAT TRIP	23.1	0.0	19.1	0.0	34.7	26.7	12.8	19.3	18.2	18.8	13.8	0.0	19.4
KG/MAN HOUR	3.0	0.0	4.9	0.0	7.1	3.6	2.2	2.8	7.7	7.9	2.4	0.0	3.9
KG/MAN DAY	23.1	0.0	19.1	0.0	21.5	22.2	12.4	19.3	18.2	18.8	12.4	0.0	17.8

PIROGUE STATIC TRAP FISHERY, MAHE

SPECIES	JAN	FEB	MAR	APR	MAY	JUN	JUL	AUG	SEP	OCT	NOV	DEC	TOTAL
C.BALO	0.0	0.0	0.0	0.0	0.0	0.0	0.0	0.0	0.0	0.0	0.0	0.0	0.0
O.CARANX	0.0	0.0	0.0	0.0	0.0	0.0	0.0	0.0	0.0	0.0	0.0	0.0	0.0
M.DOUX	0.0	0.0	0.0	0.0	0.0	0.0	0.0	0.0	0.0	0.0	0.0	0.0	0.0
O.MAQUER	0.0	0.0	0.0	0.0	0.0	0.0	0.0	0.0	0.0	0.0	0.0	0.0	0.0
BONITE	0.0	0.0	0.0	0.0	0.0	0.0	0.0	0.0	0.0	0.0	0.0	0.0	0.0
O.PELAGIC	0.0	0.0	0.0	0.0	0.0	0.0	0.0	0.0	0.0	0.0	0.0	0.0	0.0
BECUNE	0.0	0.0	0.0	0.0	0.0	0.0	0.0	0.0	0.0	0.0	0.0	0.0	0.0
CORDONIER	0.7	0.1	0.0	0.1	0.2	0.2	0.2	0.1	0.6	0.6	0.9	0.1	3.8
O.TRAP	0.1	0.2	0.0	0.0	0.1	0.2	0.0	0.1	0.0	0.0	0.0	0.0	0.8
R.SNAPPER	0.0	0.0	0.0	0.0	0.0	0.0	0.0	0.0	0.0	0.0	0.0	0.0	0.0
BOURGEOIS	0.0	0.0	0.0	0.0	0.0	0.0	0.0	0.0	0.0	0.0	0.0	0.0	0.0
JOB	0.0	0.0	0.0	0.0	0.0	0.0	0.0	0.0	0.0	0.0	0.0	0.0	0.0
MACONDE	0.0	0.0	0.0	0.0	0.0	0.0	0.0	0.0	0.0	0.0	0.0	0.0	0.0
O.VIEILLE	0.0	0.0	0.0	0.0	0.0	0.0	0.0	0.0	0.0	0.0	0.0	0.0	0.0
CAPITAINE	0.0	0.0	0.0	0.0	0.1	0.0	0.0	0.0	0.0	0.0	0.0	0.0	0.1
SHARK&RAY	0.0	0.0	0.0	0.0	0.0	0.0	0.0	0.0	0.0	0.0	0.0	0.0	0.0
OCTOPUS	0.0	0.0	0.0	0.0	0.0	0.0	0.0	0.0	0.0	0.0	0.0	0.0	0.0
OTHERS	0.0	0.0	0.0	0.0	0.0	0.0	0.0	0.0	0.0	0.0	0.0	0.0	0.0
TOTAL CATCH	0.8	0.4	0.0	0.1	0.4	0.4	0.2	0.2	0.7	0.6	0.9	0.1	4.7

EFFORT

T.HOURS OUT	126	64	0	16	270	52	47	77	86	80	251	35	1104
TOTAL MEN	55	19	0	8	28	45	17	25	66	61	93	12	429
T.MAN HOURS	126	64	0	16	270	63	47	154	148	138	272	35	1333
TOTAL TRAPS	229	106	0	8	63	78	47	63	206	192	305	23	1318

DAILY EFFORT

MEAN CREW	1.0	1.0	0.0	1.0	1.0	1.2	1.0	2.0	1.7	1.7	1.1	1.0	1.2
" HOURS OUT	2.3	3.3	0.0	2.0	9.6	1.4	2.8	6.2	2.2	2.2	2.9	3.0	3.1
TRAPS SET	4.1	5.5	0.0	1.0	2.2	2.1	2.8	5.0	5.4	5.4	3.5	2.0	3.7

CATCH RATES

KG/BOAT TRIP	14.9	20.3	0.0	10.0	12.5	10.8	12.3	13.6	17.3	17.2	10.7	6.0	13.2
KG/MAN HOUR	6.5	6.1	0.0	5.0	1.3	6.3	4.4	1.1	4.5	4.4	3.4	2.0	3.5
KG/TRAP	3.6	3.7	0.0	10.0	5.6	5.1	4.4	2.7	3.2	3.2	3.0	3.0	3.6

PIROGUE ACTIVE TRAP FISHERY, MAHE

SPECIES	JAN	FEB	MAR	APR	MAY	JUN	JUL	AUG	SEP	OCT	NOV	DEC	TOTAL
C.BALO	0.0	0.0	0.0	0.0	0.0	0.0	0.0	0.0	0.0	0.0	0.0	0.0	0.0
O.CARANX	0.0	0.0	0.0	0.0	0.0	0.0	0.0	0.0	0.0	0.0	0.0	0.0	0.0
M.DOUX	0.0	0.0	0.0	0.0	0.0	0.0	0.0	0.0	0.0	0.0	0.0	0.0	0.0
O.MAQUER	0.0	0.0	0.0	0.0	0.0	0.0	0.0	0.0	0.0	0.0	0.0	0.0	0.0
BONITE	0.0	0.0	0.0	0.0	0.0	0.0	0.0	0.0	0.0	0.0	0.0	0.0	0.0
O.PELAGIC	0.0	0.0	0.0	0.0	0.0	0.0	0.0	0.0	0.0	0.0	0.0	0.0	0.0
BECUNE	0.0	0.0	0.0	0.0	0.0	0.0	0.0	0.0	0.0	0.0	0.0	0.0	0.0
CORDONIER	0.0	0.0	0.0	0.0	0.0	0.0	0.0	0.0	0.0	0.0	0.0	0.0	0.0
O.TRAP	0.0	0.0	0.0	0.0	0.0	0.0	0.0	0.0	0.0	0.0	0.0	0.0	0.0
R.SNAPPER	0.0	0.0	0.0	0.0	0.0	0.0	0.0	0.0	0.0	0.0	0.0	0.0	0.0
BOURGEOIS	0.0	0.0	0.0	0.0	0.0	0.0	0.0	0.0	0.0	0.0	0.0	0.0	0.0
JOB	0.0	0.0	0.0	0.0	0.0	0.0	0.0	0.0	0.0	0.0	0.0	0.0	0.0
MACONDE	0.0	0.0	0.0	0.0	0.0	0.0	0.0	0.0	0.0	0.0	0.0	0.0	0.0
O.VIEILLE	0.0	0.0	0.0	0.0	0.0	0.0	0.0	0.0	0.0	0.0	0.0	0.0	0.0
CAPITAINE	0.0	0.0	0.0	0.0	0.0	0.0	0.0	0.0	0.0	0.0	0.0	0.0	0.0
SHARK&RAY	0.0	0.0	0.0	0.0	0.0	0.0	0.0	0.0	0.0	0.0	0.0	0.0	0.0
OCTOPUS	0.0	0.0	0.0	0.0	0.0	0.0	0.0	0.0	0.0	0.0	0.0	0.0	0.0
OTHERS	0.0	0.0	0.0	0.0	0.0	0.0	0.0	0.0	0.0	0.0	0.0	0.0	0.0
TOTAL CATCH	0.0	0.0	0.0	0.0	0.0	0.0	0.0	0.0	0.0	0.0	0.0	0.0	0.0

EFFORT

T.HOURS OUT	0	0	0	0	0	0	0	0	0	0	0	0	0
TOTAL MEN	0	0	0	0	0	0	0	0	0	0	0	0	0
T.MAN HOURS	0	0	0	0	0	0	0	0	0	0	0	0	0
TOTAL TRAPS	0	0	0	0	0	0	0	0	0	0	0	0	0

DAILY EFFORT

MEAN CREW	0.0	0.0	0.0	0.0	0.0	0.0	0.0	0.0	0.0	0.0	0.0	0.0	0.0
" HOURS OUT	0.0	0.0	0.0	0.0	0.0	0.0	0.0	0.0	0.0	0.0	0.0	0.0	0.0
TRAPS SET	0.0	0.0	0.0	0.0	0.0	0.0	0.0	0.0	0.0	0.0	0.0	0.0	0.0

CATCH RATES

KG/BOAT TRIP	0.0	0.0	0.0	0.0	0.0	0.0	0.0	0.0	0.0	0.0	0.0	0.0	0.0
KG/MAN HOUR	0.0	0.0	0.0	0.0	0.0	0.0	0.0	0.0	0.0	0.0	0.0	0.0	0.0
KG/TRAP	0.0	0.0	0.0	0.0	0.0	0.0	0.0	0.0	0.0	0.0	0.0	0.0	0.0

PIROGUE HANDLINE AND TRAP FISHERY, MAHE

SPECIES	JAN	FEB	MAR	APR	MAY	JUN	JUL	AUG	SEP	OCT	NOV	DEC	TOTAL
C.BALO	0.0	0.0	0.0	0.0	0.0	0.0	0.0	0.0	0.0	0.0	0.0	0.0	0.0
O.CARANX	0.0	0.0	0.0	0.0	0.0	0.0	0.0	0.0	0.0	0.0	0.0	0.0	0.0
M.DOUX	0.0	0.0	0.0	0.0	0.0	0.0	0.0	0.0	0.0	0.0	0.0	0.0	0.0
O.MAQUER	0.0	0.0	0.0	0.0	0.0	0.0	0.0	0.0	0.0	0.0	0.0	0.0	0.0
BONITE	0.0	0.0	0.0	0.0	0.0	0.0	0.0	0.0	0.0	0.0	0.0	0.0	0.0
O.PELAGIC	0.0	0.0	0.0	0.0	0.0	0.0	0.0	0.0	0.0	0.0	0.0	0.0	0.0
BECUNE	0.0	0.0	0.0	0.0	0.0	0.0	0.0	0.0	0.0	0.0	0.0	0.0	0.0
CORDONIER	0.0	0.0	0.0	0.0	0.0	0.0	0.0	0.0	0.0	0.0	0.0	0.0	0.0
O.TRAP	0.0	0.0	0.0	0.0	0.0	0.0	0.0	0.0	0.0	0.0	0.0	0.0	0.0
R.SNAPPER	0.0	0.0	0.0	0.0	0.0	0.0	0.0	0.0	0.0	0.0	0.0	0.0	0.0
BOURGEOIS	0.0	0.0	0.0	0.0	0.0	0.0	0.0	0.0	0.0	0.0	0.0	0.0	0.0
JOB	0.0	0.0	0.0	0.0	0.0	0.0	0.0	0.0	0.0	0.0	0.0	0.0	0.0
MACONDE	0.0	0.0	0.0	0.0	0.0	0.0	0.0	0.0	0.0	0.0	0.0	0.0	0.0
O.VIEILLE	0.0	0.0	0.0	0.0	0.0	0.0	0.0	0.0	0.0	0.0	0.0	0.0	0.0
CAPITAINE	0.0	0.0	0.0	0.0	0.0	0.0	0.0	0.0	0.0	0.0	0.0	0.0	0.0
SHARK&RAY	0.0	0.0	0.0	0.0	0.0	0.0	0.0	0.0	0.0	0.0	0.0	0.0	0.0
OCTOPUS	0.0	0.0	0.0	0.0	0.0	0.0	0.0	0.0	0.0	0.0	0.0	0.0	0.0
OTHERS	0.0	0.0	0.0	0.0	0.0	0.0	0.0	0.0	0.0	0.0	0.0	0.0	0.0
TOTAL CATCH	0.0	0.0	0.0	0.0	0.0	0.0	0.0	0.0	0.0	0.0	0.0	0.0	0.0

EFFORT

T.HOURS OUT	0	0	0	0	0	0	0	0	0	0	0	0	0
TOTAL MEN	0	0	0	0	0	0	0	0	0	0	0	0	0
T.MAN HOURS	0	0	0	0	0	0	0	0	0	0	0	0	0
TOTAL TRAPS	0	0	0	0	0	0	0	0	0	0	0	0	0

DAILY EFFORT

MEAN CREW	0.0	0.0	0.0	0.0	0.0	0.0	0.0	0.0	0.0	0.0	0.0	0.0	0.0
" HOURS OUT	0.0	0.0	0.0	0.0	0.0	0.0	0.0	0.0	0.0	0.0	0.0	0.0	0.0
TRAPS SET	0.0	0.0	0.0	0.0	0.0	0.0	0.0	0.0	0.0	0.0	0.0	0.0	0.0

CATCH RATES

KG/BOAT TRIP	0.0	0.0	0.0	0.0	0.0	0.0	0.0	0.0	0.0	0.0	0.0	0.0	0.0
KG/MAN HOUR	0.0	0.0	0.0	0.0	0.0	0.0	0.0	0.0	0.0	0.0	0.0	0.0	0.0
KG/TRAP	0.0	0.0	0.0	0.0	0.0	0.0	0.0	0.0	0.0	0.0	0.0	0.0	0.0

PIROGUE ENCIRLING GILLNET FISHERY, MAHE

SPECIES	JAN	FEB	MAR	APR	MAY	JUN	JUL	AUG	SEP	OCT	NOV	DEC	TOTAL
C.BALO	0.0	0.0	0.0	0.0	0.0	0.0	0.0	0.0	0.0	0.0	0.0	0.0	0.0
O.CARANX	0.3	0.0	0.0	0.0	0.0	0.5	0.5	0.0	0.0	0.1	0.1	0.1	1.5
M.DOUX	0.1	1.5	1.5	3.0	0.3	0.0	0.0	0.4	1.5	0.0	0.0	0.0	8.3
O.MAQUER	0.0	0.0	0.0	0.0	0.0	0.0	0.0	0.0	0.0	0.0	0.0	0.0	0.0
BONITE	0.0	0.0	0.0	0.0	0.0	0.0	0.0	0.0	0.0	0.0	0.0	0.0	0.0
O.PELAGIC	0.0	0.0	0.0	0.0	0.0	0.0	0.0	0.0	0.0	0.0	0.0	0.0	0.0
BECUNE	0.0	0.0	0.0	0.0	0.0	0.0	0.0	0.0	0.0	0.0	0.0	0.0	0.0
CORDONIER	0.0	0.0	0.0	0.0	0.0	0.0	0.0	0.0	0.0	0.0	0.0	0.0	0.0
O.TRAP	0.0	0.0	0.0	0.0	0.0	0.0	0.0	0.0	0.0	0.0	0.0	0.0	0.0
R.SNAPPER	0.0	0.0	0.0	0.0	0.0	0.0	0.0	0.0	0.0	0.0	0.0	0.0	0.0
BOURGEOIS	0.0	0.0	0.0	0.0	0.0	0.0	0.0	0.0	0.0	0.0	0.0	0.0	0.0
JOB	0.0	0.0	0.0	0.0	0.0	0.0	0.0	0.0	0.0	0.0	0.0	0.0	0.0
MACONDE	0.0	0.0	0.0	0.0	0.0	0.0	0.0	0.0	0.0	0.0	0.0	0.0	0.0
O.VIEILLE	0.0	0.0	0.0	0.0	0.0	0.0	0.0	0.0	0.0	0.0	0.0	0.0	0.0
CAPITAINE	0.0	0.0	0.0	0.0	0.0	0.0	0.1	0.0	0.0	0.0	0.0	0.0	0.1
SHARK&RAY	0.1	0.0	0.0	0.0	0.0	0.0	0.2	0.0	0.0	0.1	0.1	0.1	0.5
OCTOPUS	0.0	0.0	0.0	0.0	0.0	0.0	0.0	0.0	0.0	0.0	0.0	0.0	0.0
OTHERS	0.2	0.0	0.0	0.0	0.0	0.1	0.1	0.6	0.0	0.1	0.1	0.1	1.2
TOTAL CATCH	0.6	1.5	1.5	3.0	0.3	0.6	0.9	1.0	1.5	0.4	0.2	0.2	11.6

EFFORT

T.HOURS OUT	117	30	30	60	44	63	75	97	52	59	67	67	761
TOTAL MEN	83	72	72	144	75	72	58	50	78	43	53	53	853
T.MAN HOURS	467	183	183	366	175	267	285	388	256	238	250	250	3306
TOTAL HAULS	33	12	12	24	25	22	23	13	26	22	19	19	250

DAILY EFFORT

MEAN CREW	4.0	6.1	6.1	6.1	4.0	4.2	3.8	4.0	4.9	4.0	3.7	3.7	4.3
" HOURS OUT	5.6	2.5	2.5	2.5	2.3	3.7	4.9	7.8	3.3	5.5	4.7	4.7	3.9
"SET	1.6	1.0	1.0	1.0	1.3	1.3	1.5	1.0	1.6	2.0	1.4	1.4	1.3

CATCH RATES

KG/BOAT TRIP	26.4	126.2	126.2	126.2	16.0	34.9	59.6	76.8	97.1	35.2	15.5	15.5	59.2
KG/MAN HOUR	1.2	8.1	8.1	8.1	1.7	2.2	3.2	2.5	6.0	1.6	0.9	0.9	3.5
KG/SET	16.5	124.2	124.2	124.2	12.0	26.8	39.4	76.8	59.2	17.6	11.5	11.5	46.5

PIROGUE BEACH SEINE, MAHE

SPECIES	JAN	FEB	MAR	APR	MAY	JUN	JUL	AUG	SEP	OCT	NOV	DEC	TOTAL
C.BALO	0.0	0.0	0.0	0.0	0.0	0.0	0.0	0.0	0.0	0.0	0.0	0.0	0.0
O.CARANX	0.0	0.0	0.0	0.0	0.0	0.0	0.0	0.0	0.0	0.0	0.0	0.0	0.0
M.DOUX	0.0	0.0	0.0	0.0	0.0	0.0	0.0	0.0	0.0	0.0	0.0	0.0	0.0
O.MAQUER	0.0	0.0	0.0	0.0	0.0	0.0	0.0	0.0	0.0	0.0	0.0	0.0	0.0
BONITE	0.0	0.0	0.0	0.0	0.0	0.0	0.0	0.0	0.0	0.0	0.0	0.0	0.0
O.PELAGIC	0.0	0.0	0.0	0.0	0.0	0.0	0.0	0.0	0.0	0.0	0.0	0.0	0.0
BECUNE	0.0	0.0	0.0	0.0	0.0	0.0	0.0	0.0	0.0	0.0	0.0	0.0	0.0
CORDONIER	0.0	0.0	0.0	0.0	0.0	0.0	0.0	0.0	0.0	0.0	0.0	0.0	0.0
O.TRAP	0.0	0.0	0.0	0.0	0.0	0.0	0.0	0.0	0.0	0.0	0.0	0.0	0.0
R.SNAPPER	0.0	0.0	0.0	0.0	0.0	0.0	0.0	0.0	0.0	0.0	0.0	0.0	0.0
BOURGEOIS	0.0	0.0	0.0	0.0	0.0	0.0	0.0	0.0	0.0	0.0	0.0	0.0	0.0
JOB	0.0	0.0	0.0	0.0	0.0	0.0	0.0	0.0	0.0	0.0	0.0	0.0	0.0
MACONDE	0.0	0.0	0.0	0.0	0.0	0.0	0.0	0.0	0.0	0.0	0.0	0.0	0.0
O.VIEILLE	0.0	0.0	0.0	0.0	0.0	0.0	0.0	0.0	0.0	0.0	0.0	0.0	0.0
CAPITAINE	0.0	0.0	0.0	0.0	0.0	0.0	0.0	0.0	0.0	0.0	0.0	0.0	0.0
SHARK&RAY	0.0	0.0	0.0	0.0	0.0	0.0	0.0	0.0	0.0	0.0	0.0	0.0	0.0
OCTOPUS	0.0	0.0	0.0	0.0	0.0	0.0	0.0	0.0	0.0	0.0	0.0	0.0	0.0
OTHERS	0.0	0.0	0.0	0.0	0.0	0.0	0.0	0.0	0.0	0.0	0.0	0.0	0.0
TOTAL CATCH	0.0	0.0	0.0	0.0	0.0	0.0	0.0	0.0	0.0	0.0	0.0	0.0	0.0

EFFORT

T.HOURS OUT	0	0	0	0	0	0	0	0	0	0	0	0	0
TOTAL MEN	0	0	0	0	0	0	0	0	0	0	0	0	0
T.MAN HOURS	0	0	0	0	0	0	0	0	0	0	0	0	0
TOTAL HAULS	0	0	0	0	0	0	0	0	0	0	0	0	0

DAILY EFFORT

MEAN CREW	0.0	0.0	0.0	0.0	0.0	0.0	0.0	0.0	0.0	0.0	0.0	0.0	0.0
" HOURS OUT	0.0	0.0	0.0	0.0	0.0	0.0	0.0	0.0	0.0	0.0	0.0	0.0	0.0
"TRAPS HAULS	0.0	0.0	0.0	0.0	0.0	0.0	0.0	0.0	0.0	0.0	0.0	0.0	0.0

CATCH RATES

KG/BOAT TRIP	0.0	0.0	0.0	0.0	0.0	0.0	0.0	0.0	0.0	0.0	0.0	0.0	0.0
KG/MAN HOUR	0.0	0.0	0.0	0.0	0.0	0.0	0.0	0.0	0.0	0.0	0.0	0.0	0.0
KG/HAULS	0.0	0.0	0.0	0.0	0.0	0.0	0.0	0.0	0.0	0.0	0.0	0.0	0.0

OUTBOARD HANDLINE FISHERY, MAHE

SPECIES	JAN	FEB	MAR	APR	MAY	JUN	JUL	AUG	SEP	OCT	NOV	DEC	TOTAL
C.BALO	3.1	4.3	1.6	10.0	19.1	27.2	26.9	2.8	0.2	6.1	2.3	4.6	108.0
O.CARANX	15.1	2.8	0.7	0.6	0.3	0.9	1.4	0.7	1.7	1.7	2.3	3.1	31.3
M.DOUX	0.0	0.0	0.0	0.0	0.0	0.0	0.0	0.0	0.0	0.0	0.0	0.0	0.0
O.MAQUER	0.0	0.0	0.0	0.0	0.0	0.0	0.0	0.0	0.0	0.0	0.0	0.0	0.0
BONITE	0.4	1.3	2.0	4.9	5.6	7.1	5.4	3.3	0.8	1.8	0.5	1.0	34.0
O.PELAGIC	0.0	0.1	0.0	0.0	0.0	0.0	0.0	0.0	0.0	0.0	0.0	0.0	0.2
BECUNE	2.3	5.8	7.0	10.0	2.6	2.2	1.4	4.6	1.0	3.9	7.4	6.7	54.9
CORDONIER	0.0	0.0	0.0	0.0	0.0	0.0	0.0	0.0	0.0	0.0	0.0	0.0	0.0
O.TRAP	0.0	0.0	0.0	0.0	0.0	0.0	0.0	0.2	0.0	0.1	0.0	0.0	0.4
R.SNAPPER	0.1	0.1	0.1	0.0	0.1	0.0	0.1	0.2	0.2	0.4	0.0	0.2	1.5
BOURGEOIS	0.5	1.7	1.4	0.2	0.3	0.1	0.3	0.2	0.9	0.6	0.4	0.4	7.0
JOB	2.2	0.7	0.8	0.5	0.6	0.2	0.8	0.8	0.6	0.9	1.1	0.6	9.8
MACONDE	0.8	2.4	1.6	1.3	0.8	0.2	0.2	0.2	0.1	1.8	0.4	0.1	9.9
O.VIEILLE	0.1	0.6	0.3	0.1	0.2	0.1	0.1	0.0	0.2	0.6	0.1	0.1	2.6
CAPITAINE	4.0	2.2	2.5	1.4	1.6	1.1	0.9	1.4	2.9	2.1	0.9	0.5	21.4
SHARK&RAY	7.7	0.1	0.0	0.2	0.2	3.0	0.0	0.0	0.0	0.0	0.1	0.2	11.5
OCTOPUS	0.7	0.1	1.3	0.3	0.2	0.0	0.2	1.0	0.0	0.8	1.4	0.2	6.2
OTHERS	0.1	0.1	0.1	0.1	0.0	0.0	0.0	0.1	0.1	0.3	0.1	0.0	0.8
TOTAL CATCH	37.1	22.1	19.4	29.5	31.8	42.0	37.7	15.3	8.6	21.2	16.9	17.5	299.1

EFFORT

T.HOURS OUT	4479	2058	2146	2263	2367	2278	2927	1752	1204	3093	2067	1657	28290
TOTAL MEN	1251	545	657	771	733	698	815	609	348	735	556	422	8140
T.MAN HOURS	9589	4121	4470	4669	4305	4844	6100	3493	2223	6010	4023	3072	56917

DAILY EFFORT

MEAN CREW	2.1	2.0	2.1	2.1	1.8	2.1	2.1	2.0	1.8	1.9	1.9	1.9	2.0
" HOURS OUT	7.7	7.6	6.8	6.1	5.9	6.9	7.5	5.7	6.4	8.2	7.2	7.3	7.0

CATCH RATES

KG/BOAT TRIP	63.5	81.1	61.4	78.8	79.0	128.0	96.3	50.2	45.5	56.0	59.2	77.0	73.9
KG/MAN HOUR	3.9	5.4	4.3	6.3	7.4	8.7	6.2	4.4	3.9	3.5	4.2	5.7	5.3
KG/MAN DAY	29.7	40.5	29.5	38.2	43.4	60.2	46.2	25.2	24.6	28.8	30.4	41.6	36.7

OUTBOARD HANDLINE FISHERY, PRASLIN, LA DIGUE

SPECIES	JAN	FEB	MAR	APR	MAY	JUN	JUL	AUG	SEP	OCT	NOV	DEC	TOTAL
C.BALO	8.1	0.2	0.6	0.7	0.9	3.5	4.0	0.1	0.4	0.9	5.8	0.4	25.5
O.CARANX	2.5	1.7	1.3	0.5	3.0	3.1	4.2	0.2	2.9	2.0	0.4	0.8	22.6
M.DOUX	0.0	0.0	0.0	0.0	0.0	0.0	0.0	0.0	0.0	0.0	0.0	0.0	0.0
O.MAQUER	0.0	0.0	0.0	0.0	0.0	0.0	0.0	0.0	0.0	0.0	0.0	0.0	0.0
BONITE	0.1	0.1	0.1	0.2	0.4	1.1	0.6	0.2	0.1	0.9	0.3	0.0	3.9
O.PELAGIC	0.0	0.0	0.0	0.0	0.0	0.0	0.0	0.0	0.0	0.1	0.0	0.0	0.1
BECUNE	0.3	0.5	1.0	1.0	0.0	0.1	0.2	0.3	0.5	0.2	0.6	0.1	4.8
CORDONIER	0.0	0.0	0.0	0.0	0.0	0.0	0.0	0.0	0.0	0.0	0.0	0.0	0.0
O.TRAP	0.0	0.0	0.0	0.0	0.0	0.0	0.0	0.0	0.0	0.0	0.0	0.0	0.0
R.SNAPPER	0.0	0.0	0.0	0.0	0.0	0.0	0.1	0.0	0.3	0.0	0.0	0.0	0.4
BOURGEOIS	0.0	0.0	0.4	0.0	0.1	0.0	0.1	0.0	0.5	0.6	0.5	0.4	2.6
JOB	0.3	0.8	0.8	0.2	0.1	0.4	1.4	0.6	0.4	0.7	0.4	1.4	7.4
MACONDE	0.0	0.0	0.0	0.0	0.1	0.0	0.0	0.2	0.3	0.1	0.1	0.0	0.9
O.VIEILLE	0.0	0.0	0.2	0.0	0.0	0.0	0.1	0.0	0.1	0.2	0.1	0.0	0.7
CAPITAINE	0.2	0.4	0.5	0.1	0.4	0.3	0.6	1.0	1.1	0.4	0.3	0.7	6.1
SHARK&RAY	0.0	0.0	0.2	0.0	0.2	0.0	1.0	0.3	0.0	0.3	0.1	0.0	2.0
OCTOPUS	0.1	1.1	1.2	0.2	0.3	0.0	0.0	0.0	1.0	0.6	0.1	0.0	4.5
OTHERS	0.0	0.0	0.0	0.0	0.0	0.0	0.0	0.0	0.0	0.0	0.0	0.0	0.0
TOTAL CATCH	11.5	4.8	6.2	3.1	5.4	8.5	12.3	2.9	7.7	6.9	8.5	3.8	81.5

EFFORT

T.HOURS OUT	445	668	631	316	517	451	970	630	768	719	490	489	7092
TOTAL MEN	160	237	219	104	198	151	384	201	317	249	184	172	2576
T.MAN HOURS	977	1456	1347	649	1129	964	2212	1339	1742	1498	1085	1060	15458

DAILY EFFORT

MEAN CREW	2.2	2.2	2.1	2.1	2.2	2.1	2.3	2.1	2.3	2.1	2.2	2.2	2.2
" HOURS OUT	6.1	6.2	6.2	6.2	5.7	6.4	5.8	6.7	5.5	6.0	5.9	6.2	6.0

CATCH RATES

KG/BOAT TRIP	157.0	43.8	60.8	60.5	59.9	119.6	73.0	30.9	54.8	57.9	102.5	47.9	69.0
KG/MAN HOUR	11.8	3.3	4.6	4.7	4.8	8.8	5.6	2.2	4.4	4.6	7.9	3.6	5.3
KG/MAN DAY	71.6	20.1	28.5	29.5	27.4	56.0	32.0	14.5	24.2	27.8	46.3	22.1	31.6

OUTBOARD STATIC TRAP FISHERY, MAHE

SPECIES	JAN	FEB	MAR	APR	MAY	JUN	JUL	AUG	SEP	OCT	NOV	DEC	TOTAL
C.BALO	0.0	0.0	0.0	0.0	0.0	0.0	0.1	0.0	0.0	0.0	0.0	0.0	0.1
O.CARANX	0.0	0.0	0.0	0.1	0.1	0.0	0.0	0.0	0.1	0.1	0.0	0.0	0.5
M.DOUX	0.0	0.0	0.0	0.0	0.0	0.0	0.0	0.0	0.0	0.0	0.0	0.0	0.0
O.MAQUER	0.0	0.0	0.0	0.0	0.0	0.0	0.0	0.0	0.0	0.0	0.0	0.0	0.0
BONITE	0.0	0.0	0.0	0.0	0.0	0.0	0.0	0.0	0.0	0.0	0.0	0.0	0.0
O.PELAGIC	0.0	0.0	0.0	0.0	0.0	0.0	0.0	0.0	0.0	0.0	0.0	0.0	0.0
BECUNE	0.0	0.0	0.0	0.0	0.0	0.0	0.0	0.0	0.0	0.0	0.0	0.0	0.0
CORDONIER	11.1	14.0	10.1	10.1	6.0	12.1	11.7	11.3	13.3	17.5	15.9	17.3	150.4
O.TRAP	6.6	7.2	5.5	6.4	4.0	2.3	1.2	3.4	1.6	2.1	3.5	1.6	45.4
R.SNAPPER	0.0	0.3	0.1	0.0	0.0	0.0	0.0	0.0	0.0	0.0	0.1	0.0	0.6
BOURGEOIS	0.4	0.1	0.2	0.1	0.1	0.1	0.0	0.4	0.1	0.3	1.0	0.1	2.9
JOB	0.0	0.0	0.0	0.0	0.0	0.0	0.0	0.0	0.0	0.0	0.0	0.0	0.1
MACONDE	0.1	0.0	0.0	0.0	0.0	0.0	0.0	0.0	0.0	0.1	0.0	0.0	0.3
O.VIEILLE	0.1	0.1	0.1	0.2	0.1	0.0	0.0	0.1	0.0	0.0	0.0	0.0	0.9
CAPITAINE	2.1	2.5	1.5	1.2	0.8	0.2	0.1	0.8	0.6	0.2	0.9	0.5	11.4
SHARK&RAY	0.0	0.0	0.0	0.0	0.0	0.0	0.0	0.0	0.0	0.0	0.0	0.0	0.1
OCTOPUS	0.0	0.1	0.1	0.0	0.0	0.0	0.0	0.1	0.0	0.0	0.0	0.0	0.5
OTHERS	0.1	0.1	0.2	0.1	0.3	0.1	0.1	0.1	0.1	0.0	0.0	0.0	1.3
TOTAL CATCH	20.5	24.4	17.9	18.3	11.5	14.9	13.3	16.2	15.9	20.4	21.5	19.6	214.3

EFFORT

T.HOURS OUT	1820	2530	2121	1767	1244	1545	1979	2233	1842	2023	1797	1951	22852
TOTAL MEN	736	917	764	813	524	543	686	829	704	887	684	591	8678
T.MAN HOURS	3753	5559	4041	3539	2321	2815	3685	4642	3317	4162	3351	3805	44990
TOTAL TRAPS	3980	5608	3679	4824	2658	3429	3971	4205	4006	4063	4244	2977	47644

DAILY EFFORT

MEAN CREW	2.1	2.2	1.9	2.0	1.9	1.8	1.9	2.1	1.8	2.1	1.9	2.0	2.0
" HOURS OUT	5.1	6.1	5.3	4.4	4.4	5.2	5.4	5.6	4.7	4.7	4.9	6.4	5.2
" TRAPS SET	11.2	13.4	9.2	11.9	9.5	11.5	10.8	10.5	10.2	9.4	11.6	9.8	10.8

CATCH RATES

KG/BOAT TRIP	57.5	58.5	44.5	45.0	40.9	49.9	36.0	40.7	40.6	47.3	58.7	64.8	48.6
KG/MAN HOUR	5.5	4.4	4.4	5.2	5.0	5.3	3.6	3.5	4.8	4.9	6.4	5.2	4.8
KG/TRAP	5.2	4.4	4.9	3.8	4.3	4.3	3.3	3.9	4.0	5.0	5.1	6.6	4.5

OUTBOARD STATIC TRAP FISHERY, PRASLIN, LA DIGUE

SPECIES	JAN	FEB	MAR	APR	MAY	JUN	JUL	AUG	SEP	OCT	NOV	DEC	TOTAL
C.BALO	0.0	0.0	0.0	0.0	0.0	0.0	0.0	0.0	0.0	0.0	0.0	0.0	0.0
O.CARANX	0.0	0.0	0.0	0.0	0.0	0.0	0.0	0.0	0.0	0.0	0.0	0.0	0.0
M.DOUX	0.0	0.0	0.0	0.0	0.0	0.0	0.0	0.0	0.0	0.0	0.0	0.0	0.0
O.MAQUER	0.0	0.0	0.0	0.0	0.0	0.0	0.0	0.0	0.0	0.0	0.0	0.0	0.0
BONITE	0.0	0.0	0.0	0.0	0.0	0.0	0.0	0.0	0.0	0.0	0.0	0.0	0.0
O.PELAGIC	0.2	0.0	0.0	0.0	0.0	0.0	0.0	0.0	0.0	0.0	0.0	0.0	0.2
BECUNE	0.0	0.0	0.0	0.0	0.0	0.0	0.0	0.0	0.0	0.0	0.0	0.0	0.0
CORDONIER	0.1	0.6	0.0	0.0	0.3	0.1	0.3	0.2	0.6	2.1	0.2	0.4	4.9
O.TRAP	2.3	3.1	1.8	1.8	2.0	2.3	4.7	1.6	2.5	1.6	1.8	1.4	26.9
R.SNAPPER	0.0	0.0	0.0	0.0	0.0	0.0	0.0	0.0	0.1	0.0	0.0	0.0	0.1
BOURGEOIS	0.0	0.0	0.0	0.0	0.0	0.0	0.0	0.0	0.0	0.1	0.1	0.0	0.3
JOB	0.0	0.0	0.0	0.0	0.0	0.0	0.0	0.0	0.0	0.0	0.0	0.0	0.0
MACONDE	0.0	0.1	0.0	0.0	0.2	0.0	0.0	0.0	0.0	0.1	0.0	0.0	0.5
O.VIEILLE	0.1	0.0	0.1	0.0	0.0	0.0	0.1	0.1	0.1	0.0	0.1	0.2	0.9
CAPITAINE	0.2	0.2	0.1	0.0	0.2	0.0	0.6	0.5	0.3	0.2	0.1	0.1	2.5
SHARK&RAY	0.0	0.0	0.0	0.0	0.0	0.0	0.0	0.0	0.0	0.0	0.0	0.0	0.1
OCTOPUS	0.0	0.0	0.0	0.1	0.0	0.0	0.0	0.0	0.0	0.0	0.0	0.0	0.1
OTHERS	0.0	0.0	0.0	0.0	0.0	0.0	0.1	0.1	0.0	0.0	0.0	0.0	0.3
TOTAL CATCH	2.9	4.1	2.0	1.9	2.7	2.4	5.9	2.6	3.6	4.2	2.3	2.1	36.8

EFFORT

T.HOURS OUT	159	218	135	164	139	234	393	208	250	279	222	143	2544
TOTAL MEN	72	126	87	92	78	116	208	131	124	124	126	100	1384
T.MAN HOURS	318	435	296	352	278	469	853	503	492	498	495	327	5316
TOTAL TRAPS	490	709	516	447	469	701	1012	634	689	937	499	454	7557

DAILY EFFORT

MEAN CREW	2.0	2.0	2.2	2.1	2.0	2.0	2.2	2.4	2.0	1.8	2.2	2.3	2.1
" HOURS OUT	4.4	3.5	3.4	3.8	3.6	4.0	4.1	3.8	4.0	4.0	3.9	3.3	3.8
" TRAPS SET	13.6	11.2	13.0	10.4	12.0	12.1	10.6	11.7	10.9	13.5	8.8	10.4	11.4

CATCH RATES

KG/BOAT TRIP	80.6	64.1	51.4	45.3	69.5	42.0	61.3	47.6	57.1	60.3	40.9	48.9	55.5
KG/MAN HOUR	9.1	9.3	6.9	5.5	9.7	5.2	6.9	5.1	7.3	8.4	4.7	6.5	6.9
KG/TRAP	5.9	5.7	4.0	4.3	5.8	3.5	5.8	4.1	5.2	4.5	4.6	4.7	4.9

OUTBOARD ACTIVE TRAP FISHERY, MAHE

SPECIES	JAN	FEB	MAR	APR	MAY	JUN	JUL	AUG	SEP	OCT	NOV	DEC	TOTAL
C.BALO	0.0	0.0	0.0	0.0	0.0	0.0	0.0	0.0	0.0	0.0	0.0	0.0	0.0
O.CARANX	0.0	0.0	0.0	0.0	0.0	0.0	0.0	0.0	0.0	0.0	0.0	0.0	0.0
M.DOUX	0.0	0.0	0.0	0.0	0.0	0.0	0.0	0.0	0.0	0.0	0.0	0.0	0.0
O.MAQUER	0.0	0.0	0.0	0.0	0.0	0.0	0.0	0.0	0.0	0.0	0.0	0.0	0.0
BONITE	0.0	0.0	0.0	0.0	0.0	0.0	0.0	0.0	0.0	0.0	0.0	0.0	0.0
O.PELAGIC	0.0	0.0	0.0	0.0	0.0	0.0	0.0	0.0	0.0	0.0	0.0	0.0	0.0
BECUNE	0.0	0.0	0.0	0.0	0.0	0.0	0.0	0.0	0.0	0.0	0.0	0.0	0.0
CORDONIER	7.6	0.4	0.0	0.0	0.0	0.6	0.0	0.7	0.6	2.9	0.0	0.0	12.7
O.TRAP	0.1	0.4	0.0	0.0	0.0	0.0	0.0	0.0	0.0	0.2	0.0	0.0	0.7
R.SNAPPER	0.0	0.0	0.0	0.0	0.0	0.0	0.0	0.0	0.0	0.0	0.0	0.0	0.0
BOURGEOIS	0.0	0.0	0.0		0.0	0.0	0.0	0.0	0.0	0.0	0.0	0.0	0.0
JOB	0.0	0.0	0.0	0.0	0.0	0.0	0.0	0.0	0.0	0.0	0.0	0.0	0.0
MACONDE	0.0	0.0	0.0	0.0	0.0	0.0	0.0	0.0	0.0	0.0	0.0	0.0	0.0
O.VIEILLE	0.0	0.0	0.0	0.0	0.0	0.0	0.0	0.0	0.0	0.0	0.0	0.0	0.0
CAPITAINE	0.6	0.2	0.0	0.0	0.0	0.0	0.0	0.0	0.0	0.0	0.0	0.0	0.8
SHARK&RAY	0.0	0.0	0.0	0.0	0.0	0.0	0.0	0.0	0.0	0.0	0.0	0.0	0.0
OCTOPUS	0.0	0.0	0.0	0.0	0.0	0.0	0.0	0.0	0.0	0.0	0.0	0.0	0.0
OTHERS	0.0	0.0	0.0	0.0	0.0	0.0	0.0	0.0	0.0	0.0	0.0	0.0	0.0
TOTAL CATCH	8.2	0.9	0.0	0.0	0.0	0.6	0.0	0.7	0.6	3.1	0.0	0.0	14.2

EFFORT

T.HOURS OUT	844	103	0	0	0	55	0	63	58	226	0	0	1350
TOTAL MEN	367	72	0	0	0	44	0	50	42	130	0	0	706
T.MAN HOURS	2227	158	0	0	0	110	0	125	122	318	0	0	3061
TOTAL TRAPS	850	302	0	0	0	176	0	2	109	550	0	0	1989

DAILY EFFORT

MEAN CREW	2.6	1.5	0.0	0.0	0.0	2.0	0.0	2.0	2.1	1.4	0.0	0.0	2.3
" HOURS OUT	6.1	2.2	0.0	0.0	0.0	2.5	0.0	2.5	2.9	2.4	0.0	0.0	4.3
" TRAPS SET	6.1	6.4	0.0	0.0	0.0	8.0	0.0	0.1	5.4	5.9	0.0	0.0	6.4

CATCH RATES

KG/BOAT TRIP	59.1	19.8	0.0	0.0	0.0	27.3	0.0	27.6	30.9	33.3	0.0	0.0	45.5
KG/MAN HOUR	3.7	5.9	0.0	0.0	0.0	5.5	0.0	5.5	5.1	9.7	0.0	0.0	4.6
KG/TRAP	9.7	3.1	0.0	0.0	0.0	3.4	0.0	345.0	5.7	5.6	0.0	0.0	7.1

OUTBOARD ACTIVE TRAP FISHERY, PRASLIN, LA DIGUE

SPECIES	JAN	FEB	MAR	APR	MAY	JUN	JUN	AUG	SEP	OCT	NOV	DEC	TOTAL
C.BALO	0.0	0.0	0.0	0.0	0.0	0.0	0.0	0.0	0.0	0.0	0.0	0.0	0.0
O.CARANX	0.0	0.1	0.0	0.0	0.0	0.0	0.0	0.0	0.0	0.0	0.0	0.0	0.1
M.DOUX	0.0	0.0	0.0	0.0	0.0	0.0	0.0	0.0	0.0	0.0	0.0	0.0	0.0
O.MAQUER	0.0	0.0	0.0	0.0	0.0	0.0	0.0	0.0	0.0	0.0	0.0	0.0	0.0
BONITE	0.0	0.0	0.0	0.0	0.0	0.0	0.0	0.0	0.0	0.0	0.0	0.0	0.0
O.PELAGIC	0.0	0.0	0.0	0.0	0.0	0.0	0.0	0.0	0.0	0.0	0.0	0.0	0.0
BECUNE	0.0	0.0	0.0	0.0	0.0	0.0	0.0	0.0	0.0	0.0	0.0	0.0	0.0
CORDONIER	2.4	2.8	1.1	1.1	1.2	1.0	2.6	0.3	2.3	2.1	0.8	2.2	19.8
O.TRAP	1.3	0.6	1.8	0.4	1.1	0.3	0.2	0.4	0.1	0.3	0.5	1.1	8.1
R.SNAPPER	0.0	0.0	0.0	0.0	0.0	0.0	0.0	0.0	0.0	0.0	0.0	0.0	0.0
BOURGEOIS	0.0	0.0	0.0	0.0	0.0	0.0	0.0	0.0	0.0	0.0	0.0	0.0	0.0
JOB	0.0	0.0	0.0	0.0	0.0	0.0	0.0	0.0	0.0	0.0	0.0	0.0	0.0
MACONDE	0.0	0.0	0.0	0.0	0.0	0.0	0.0	0.0	0.0	0.0	0.0	0.0	0.0
O.VIEILLE	0.0	0.0	0.1	0.0	0.0	0.0	0.0	0.0	0.0	0.0	0.0	0.0	0.1
CAPITAINE	0.4	0.3	0.4	0.2	0.3	0.2	0.7	0.2	0.4	0.5	0.2	0.4	4.3
SHARK&RAY	0.0	0.0	0.0	0.0	0.0	0.0	0.0	0.0	0.0	0.0	0.0	0.0	0.0
OCTOPUS	0.0	0.0	0.0	0.0	0.0	0.0	0.0	0.0	0.1	0.0	0.0	0.0	0.1
OTHERS	0.0	0.0	0.0	0.0	0.0	0.0	0.0	0.0	0.0	0.0	0.0	0.0	0.1
TOTAL CATCH	4.1	3.8	3.4	1.7	2.6	1.5	3.5	1.0	2.8	3.0	1.6	3.7	32.6

EFFORT

T.HOURS OUT	256	306	266	164	187	111	197	104	187	230	124	130	2261
TOTAL MEN	166	172	168	106	146	87	152	68	152	119	88	121	1546
T.MAN HOURS	427	394	437	216	319	192	252	132	271	320	143	193	3295
TOTAL TRAPS	929	900	773	503	551	430	708	235	633	570	368	490	7088

DAILY EFFORT

MEAN CREW	1.7	1.3	1.6	1.3	1.7	1.7	1.3	1.3	1.5	1.4	1.2	1.5	1.5
" HOURS OUT	2.6	2.3	2.6	2.0	2.2	2.2	1.7	1.9	1.8	2.7	1.6	1.6	2.1
" TRAPS SET	9.3	6.7	7.6	6.2	6.4	8.5	5.9	4.4	6.0	6.7	4.8	6.0	6.7

CATCH RATES

KG/BOAT TRIP	40.8	28.5	32.8	20.9	30.9	29.0	29.8	17.7	26.6	35.2	20.6	45.5	30.7
KG/MAN HOUR	9.5	9.7	7.7	7.8	8.3	7.6	14.1	7.2	10.3	9.4	11.0	19.2	9.9
KG/TRAP	4.4	4.2	4.3	3.4	4.8	3.4	5.0	4.0	4.4	5.3	4.3	7.5	4.6

OUTBOARD HANDLINE AND TRAP FISHERY, MAHE

SPECIES	JAN	FEB	MAR	APR	MAY	JUN	JUL	AUG	SEP	OCT	NOV	DEC	TOTAL
C.BALO	0.6	0.0	0.0	1.7	0.7	0.5	1.4	0.1	0.0	0.8	0.2	0.4	6.3
O.CARANX	2.5	4.4	0.1	0.0	0.1	0.0	0.1	0.2	0.0	0.5	0.5	0.4	8.8
M.DOUX	0.0	0.0	0.0	0.0	0.0	0.0	0.0	0.0	0.0	0.0	0.0	0.0	0.0
O.MAQUER	0.0	0.0	0.0	0.0	0.0	0.0	0.0	0.0	0.0	0.0	0.1	0.0	0.1
BONITE	0.9	0.1	0.1	0.4	0.2	0.2	0.8	0.1	0.3	0.7	0.2	0.1	3.9
O.PELAGIC	0.0	0.0	0.0	0.0	0.0	0.0	0.0	0.0	0.0	0.0	0.1	0.0	0.1
BECUNE	1.3	0.4	0.1	0.0	0.2	0.3	0.7	0.4	0.2	0.5	2.8	1.4	8.2
CORDONIER	2.2	2.7	4.2	0.2	2.0	1.0	1.2	0.3	1.4	3.4	1.6	2.2	22.4
O.TRAP	2.2	1.4	1.0	0.1	0.7	0.8	0.6	1.6	0.8	0.3	0.6	1.2	11.3
R.SNAPPER	0.0	0.0	0.0	0.1	0.0	0.0	0.0	0.2	0.0	0.0	0.2	0.0	0.4
BOURGEOIS	0.2	0.0	0.4	0.2	0.1	0.1	0.4	0.8	0.6	0.1	0.1	0.0	2.9
JOB	0.7	0.1	0.3	0.0	0.1	0.0	0.0	0.1	0.0	0.2	0.4	0.3	2.2
MACONDE	0.4	0.0	0.7	0.0	0.4	0.1	0.0	0.3	0.0	0.0	0.1	0.0	2.1
O.VIEILLE	0.2	0.3	0.2	0.0	0.3	0.0	0.0	0.2	0.3	0.1	0.4	0.0	2.0
CAPITAINE	1.0	2.3	0.5	0.7	0.9	0.6	0.6	2.1	0.1	0.2	0.1	0.3	9.2
SHARK&RAY	0.8	0.1	0.0	0.2	0.0	0.0	0.0	0.0	0.0	0.3	0.0	0.0	1.4
OCTOPUS	0.0	0.0	0.0	0.0	0.0	0.0	0.0	0.0	0.1	0.0	0.0	0.2	0.4
OTHERS	0.0	0.0	0.0	0.0	0.0	0.3	0.1	0.2	0.0	0.0	0.1	0.0	0.8
TOTAL CATCH	13.0	11.7	7.7	3.6	5.6	3.8	5.7	6.4	3.8	7.2	7.4	6.5	82.4

EFFORT

T.HOURS OUT	1676	1291	572	408	488	357	919	679	326	576	817	725	8834
TOTAL MEN	423	337	161	97	166	124	327	277	145	185	201	173	2614
T.MAN HOURS	3736	2417	991	852	943	836	2065	1381	718	1107	1747	1150	17942
TOTAL TRAPS	1082	1370	1068	165	692	206	430	554	421	858	528	674	8047

DAILY EFFORT

MEAN CREW	2.2	1.9	1.7	2.1	1.9	2.3	2.2	2.0	2.2	1.9	2.1	1.6	2.0
" HOURS OUT	8.8	7.2	6.2	8.8	5.7	6.8	6.3	5.0	4.9	6.0	8.7	6.7	6.9
" TRAPS SET	5.7	7.6	11.5	3.6	8.1	3.9	3.0	4.1	6.4	8.9	5.6	6.2	6.3

CATCH RATES

KG/BOAT TRIP	68.5	64.9	82.9	77.9	65.4	72.0	39.4	47.2	57.9	74.6	78.3	59.7	64.0
KG/MAN HOUR	3.5	4.8	7.8	4.2	5.9	4.5	2.8	4.7	5.3	6.5	4.2	5.6	4.6
KG/MAN DAY	12.0	8.5	7.2	21.8	8.1	18.5	13.3	11.6	9.1	8.3	14.0	9.6	10.2

OUTBOARD HANDLINE AND TRAP FISHERY, PRASLIN, LA DIGUE

SPECIES	JAN	FEB	MAR	APR	MAY	JUN	JUL	AUG	SEP	OCT	NOV	DEC	TOTAL
C.BALO	0.0	0.0	0.0	0.0	0.0	0.0	0.0	0.0	0.0	0.0	0.0	0.0	0.0
O.CARANX	0.3	0.0	0.0	0.0	0.1	0.1	0.0	0.0	0.1	0.0	0.0	0.0	0.5
M.DOUX	0.0	0.0	0.0	0.0	0.0	0.0	0.0	0.0	0.0	0.0	0.0	0.0	0.0
O.MAQUER	0.0	0.0	0.0	0.0	0.0	0.0	0.0	0.0	0.0	0.0	0.0	0.0	0.0
BONITE	0.0	0.0	0.0	0.0	0.0	0.0	0.0	0.0	0.0	0.4	0.0	0.2	0.7
O.PELAGIC	0.0	0.0	0.0	0.0	0.0	0.0	0.0	0.0	0.0	0.0	0.0	0.0	0.0
BECUNE	0.0	0.1	0.0	0.0	0.0	0.0	0.0	0.0	0.0	0.0	0.0	0.0	0.1
CORDONIER	0.0	0.1	0.0	0.0	0.0	0.0	0.1	0.0	0.1	0.1	0.1	0.0	0.4
O.TRAP	0.0	0.0	0.3	0.6	0.0	0.0	0.0	0.0	0.2	0.1	0.1	0.3	1.5
R.SNAPPER	0.0	0.0	0.0	0.0	0.0	0.0	0.0	0.0	0.0	0.0	0.0	0.0	0.0
BOURGEOIS	0.0	0.0	0.0	0.0	0.0	0.0	0.0	0.0	0.0	0.0	0.0	0.0	0.0
JOB	0.0	0.0	0.0	0.0	0.0	0.0	0.0	0.0	0.0	0.0	0.0	0.0	0.1
MACONDE	0.0	0.0	0.0	0.0	0.0	0.0	0.0	0.0	0.0	0.0	0.0	0.0	0.0
O.VIEILLE	0.0	0.0	0.0	0.0	0.0	0.0	0.0	0.0	0.0	0.0	0.0	0.0	0.0
CAPITAINE	0.1	0.1	0.0	0.0	0.0	0.0	0.0	0.0	0.1	0.4	0.0	0.0	0.7
SHARK&RAY	0.0	0.0	0.0	0.1	0.0	0.0	0.0	0.4	0.0	0.0	0.0	0.0	0.5
OCTOPUS	0.0	0.0	0.5	0.2	0.0	0.0	0.0	0.0	0.3	0.4	0.3	0.0	1.7
OTHERS	0.0	0.0	0.0	0.0	0.0	0.0	0.0	0.0	0.0	0.0	0.0	0.0	0.0
TOTAL CATCH	0.4	0.2	0.8	0.9	0.2	0.1	0.1	0.4	0.8	1.4	0.5	0.6	6.2

EFFORT

T.HOURS OUT	40	30	130	68	25	22	12	50	69	94	65	50	655
TOTAL MEN	16	6	88	40	8	7	4	50	46	45	45	25	380
T.MAN HOURS	80	30	364	176	50	44	12	100	164	198	165	100	1482
TOTAL TRAPS	8	27	83	120	4	4	12	25	53	110	41	31	518

DAILY EFFORT

MEAN CREW	2.0	1.0	2.8	2.6	2.0	2.0	1.0	2.0	2.4	2.1	2.5	2.0	2.3
" HOURS OUT	5.0	5.0	4.1	4.4	6.0	6.0	3.0	2.0	3.6	4.4	3.7	4.0	3.9
" TRAPS SET	1.0	4.5	2.6	7.8	1.0	1.0	3.0	1.0	2.7	5.2	2.3	2.5	3.1

CATCH RATES

KG/BOAT TRIP	45.0	38.3	25.0	55.6	38.6	35.6	20.5	15.2	39.4	66.2	28.3	46.4	37.2
KG/MAN HOUR	4.5	7.7	2.2	4.9	3.2	3.0	6.9	3.8	4.6	7.1	3.0	5.8	4.2
KG/MAN DAY	45.0	8.5	9.5	7.2	38.1	35.1	6.9	15.2	14.5	12.8	12.2	18.5	12.1

OUTBOARD ENCIRCLING GILLNET FISHERY, MAHE

SPECIES	JAN	FEB	MAR	APR	MAY	JUN	JUL	AUG	SEP	OCT	NOV	DEC	TOTAL
C.BALO	0.0	0.0	0.0	0.0	0.0	0.0	0.0	0.0	0.0	3.2	0.0	0.0	3.2
O.CARANX	0.0	0.0	0.0	0.0	0.0	0.0	0.0	0.0	0.0	0.0	0.0	0.0	0.0
M.DOUX	28.8	49.8	25.7	4.6	8.9	9.3	76.9	234.8	14.6	15.3	11.3	15.6	495.6
O.MAQUER	0.0	0.0	0.0	0.0	13.9	14.5	0.0	4.9	11.0	4.4	8.7	0.0	57.5
BONITE	0.0	0.0	0.0	0.0	0.0	0.0	0.0	0.0	0.0	0.2	0.0	0.0	0.2
O.PELAGIC	0.0	0.0	0.0	0.0	0.0	0.0	0.0	0.0	0.0	0.0	0.0	0.0	0.0
BECUNE	0.0	0.0	0.0	0.0	0.0	0.0	0.0	0.0	0.0	0.0	0.0	0.0	0.0
CORDONIER	0.0	0.0	0.0	0.0	0.0	0.0	0.0	0.0	0.0	0.0	0.0	0.0	0.0
O.TRAP	0.0	0.0	0.0	0.0	0.0	0.0	0.0	0.0	0.0	0.0	0.0	0.0	0.0
R.SNAPPER	0.0	0.0	0.0	0.0	0.0	0.0	0.0	0.0	0.0	0.0	0.0	0.0	0.0
BOURGEOIS	0.0	0.0	0.0	0.0	0.0	0.0	0.0	0.0	0.0	0.0	0.0	0.0	0.0
JOB	0.0	0.0	0.0	0.0	0.0	0.0	0.0	0.0	0.0	0.0	0.0	0.0	0.0
MACONDE	0.0	0.0	0.0	0.0	0.0	0.0	0.0	0.0	0.0	0.0	0.0	0.0	0.0
O.VIEILLE	0.0	0.0	0.0	0.0	0.0	0.0	0.0	0.0	0.0	0.0	0.0	0.0	0.0
CAPITAINE	0.0	0.0	0.0	0.0	0.0	0.0	0.0	0.0	0.0	0.0	0.0	0.0	0.0
SHARK&RAY	0.4	0.3	0.0	0.7	0.0	0.0	0.7	0.2	0.5	0.0	0.0	0.0	2.8
OCTOPUS	0.0	0.0	0.0	0.0	0.0	0.0	0.0	0.0	0.0	0.0	0.0	0.0	0.0
OTHERS	0.5	0.0	0.0	0.0	0.1	0.1	0.0	0.0	0.0	13.5	0.0	0.0	14.2
TOTAL CATCH	29.7	50.1	25.7	5.3	22.9	23.9	77.6	239.9	26.2	36.6	20.0	15.6	573.4

EFFORT

T.HOURS OUT	321	749	762	171	376	393	1169	1393	686	547	218	242	7026
TOTAL MEN	324	445	426	165	295	308	502	463	309	405	302	179	4122
T.MAN HOURS	1187	1875	2453	499	894	934	5627	4241	1539	2100	814	554	22716
TOTAL SETS	80	169	139	69	121	127	192	158	111	99	82	78	1425

DAILY EFFORT

MEAN CREW	3.7	2.5	3.2	2.9	2.4	2.4	4.8	3.0	2.2	3.8	3.7	2.3	3.2
" HOURS OUT	3.7	4.2	5.8	3.0	3.0	3.0	11.2	9.2	5.0	5.2	2.7	3.1	5.5
" SETS	0.9	1.0	1.0	1.2	1.0	1.0	1.8	1.0	0.8	0.9	1.0	1.0	1.1

CATCH RATES

KG/BOAT TRIP	339.2	282.4	194.2	93.5	184.4	184.7	744.2	1579.5	189.7	346.4	246.5	199.2	449.7
KG/MAN HOUR	25.0	26.7	10.5	10.6	25.6	25.6	13.8	56.6	17.0	17.4	24.5	28.1	25.2
KG/SET	371.5	296.8	185.6	76.4	188.2	188.3	405.0	1514.7	235.4	369.2	244.5	199.9	402.4

OUTBOARD ENCIRCLING GILLNET FISHERY, PRASLIN, LA DIGUE

SPECIES	JAN	FEB	MAR	APR	MAY	JUN	JUL	AUG	SEP	OCT	NOV	DEC	TOTAL
C.BALO	0.0	0.0	0.0	0.0	0.0	0.0	0.0	0.0	0.0	0.0	0.0	0.0	0.0
O.CARANX	0.0	0.0	0.0	0.0	0.0	0.0	0.0	0.0	0.0	0.0	0.0	0.0	0.0
M.DOUX	2.0	4.4	9.0	0.0	2.9	0.9	0.4	0.4	1.8	0.0	4.9	0.0	26.5
O.MAQUER	6.3	3.3	4.9	7.7	3.5	14.4	1.6	1.6	4.3	16.0	4.3	13.6	81.4
BONITE	0.0	0.0	0.0	0.0	0.0	0.0	0.0	0.0	0.0	0.0	0.0	0.0	0.0
O.PELAGIC	0.0	0.0	0.0	0.0	0.0	0.0	0.0	0.0	0.0	0.0	0.0	0.0	0.0
BECUNE	0.0	0.0	0.0	0.0	0.0	0.0	0.0	0.0	0.0	0.0	0.0	0.0	0.0
CORDONIER	0.0	0.0	0.0	0.0	0.0	0.0	0.0	0.0	0.0	0.0	0.0	0.0	0.0
O.TRAP	0.0	0.0	0.0	0.0	0.0	0.0	0.0	0.0	0.0	0.0	0.0	0.0	0.0
R.SNAPPER	0.0	0.0	0.0	0.0	0.0	0.0	0.0	0.0	0.0	0.0	0.0	0.0	0.0
BOURGEOIS	0.0	0.0	0.0	0.0	0.0	0.0	0.0	0.0	0.0	0.0	0.0	0.0	0.0
JOB	0.0	0.0	0.0	0.0	0.0	0.0	0.0	0.0	0.0	0.0	0.0	0.0	0.0
MACONDE	0.0	0.0	0.0	0.0	0.0	0.0	0.0	0.0	0.0	0.0	0.0	0.0	0.0
O.VIEILLE	0.0	0.0	0.0	0.0	0.0	0.0	0.0	0.0	0.0	0.0	0.0	0.0	0.0
CAPITAINE	0.0	0.0	0.0	0.0	0.0	0.0	0.0	0.0	0.0	0.0	0.0	0.0	0.0
SHARK&RAY	0.0	0.2	0.0	0.0	0.0	0.0	0.0	0.0	0.0	0.0	0.9	0.8	2.0
OCTOPUS	0.0	0.0	0.0	0.0	0.0	0.0	0.0	0.0	0.0	0.0	0.0	0.0	0.0
OTHERS	0.0	0.0	0.0	0.0	0.0	0.0	0.0	0.0	0.0	0.0	0.0	0.0	0.0
TOTAL CATCH	8.3	7.9	13.9	7.7	6.3	15.3	2.0	2.0	6.1	16.0	10.1	14.4	109.9

EFFORT

T.HOURS OUT	192	101	184	134	86	159	28	28	80	116	77	137	1322
TOTAL MEN	111	141	203	141	114	146	37	37	50	110	72	145	1304
T.MAN HOURS	577	314	534	395	228	424	84	84	123	341	137	341	3582
TOTAL SETS	40	45	72	50	42	52	12	12	35	38	39	59	496

DAILY EFFORT

MEAN CREW	3.0	3.1	2.9	3.0	2.6	2.7	3.0	3.0	1.5	2.9	1.8	2.5	2.7
" HOURS OUT	5.2	2.2	2.6	2.8	2.0	2.9	2.3	2.3	2.5	3.1	1.9	2.4	2.7
" SETS	1.1	1.0	1.0	1.0	1.0	1.0	1.0	1.0	1.1	1.0	1.0	1.0	1.0

CATCH RATES

KG/BOAT TRIP	223.5	174.2	199.0	161.1	146.5	280.8	165.2	165.2	188.5	429.7	248.9	246.3	228.3
KG/MAN HOUR	14.3	25.1	26.0	19.4	27.7	36.1	23.9	23.9	49.6	46.9	73.4	42.2	30.7
KG/SET	204.7	175.1	192.5	154.9	150.1	295.4	164.8	164.8	172.0	426.1	260.9	242.3	221.4

WHALER STATIC TRAP FISHERY, MAHE

SPECIES	JAN	FEB	MAR	APR	MAY	JUN	JUL	AUG	SEP	OCT	NOV	DEC	TOTAL
C.BALO	0.0	0.0	0.0	0.0	0.0	0.0	0.0	0.0	0.0	0.0	0.0	0.0	0.0
O.CARANX	0.0	0.0	0.0	0.0	0.0	0.0	0.0	0.0	0.0	0.0	0.0	0.0	0.0
M.DOUX	0.0	0.0	0.0	0.0	0.0	0.0	0.0	0.0	0.0	0.0	0.0	0.0	0.0
O.MAQUER	0.0	0.0	0.0	0.0	0.0	0.0	0.0	0.0	0.0	0.0	0.0	0.0	0.0
BONITE	0.0	0.0	0.0	0.0	0.0	0.0	0.0	0.0	0.0	0.0	0.0	0.0	0.0
O.PELAGIC	0.0	0.0	0.0	0.0	0.0	0.0	0.0	0.0	0.0	0.0	0.0	0.0	0.0
BECUNE	0.0	0.0	0.0	0.0	0.0	0.0	0.0	0.0	0.0	0.0	0.0	0.0	0.0
CORDONIER	0.0	0.0	0.0	0.0	0.0	0.2	0.0	0.1	0.2	0.0	0.0	0.2	0.6
O.TRAP	0.0	0.0	0.0	0.0	0.0	0.6	0.0	0.0	0.0	0.0	0.0	0.1	0.8
R.SNAPPER	0.0	0.0	0.0	0.0	0.0	0.0	0.0	0.0	0.0	0.2	0.0	0.0	0.2
BOURGEOIS	0.0	0.0	0.2	0.0	0.2	0.1	0.0	0.0	0.0	0.0	0.0	0.2	0.6
JOB	0.0	0.0	0.0	0.0	0.0	0.0	0.0	0.0	0.0	0.0	0.0	0.0	0.0
MACONDE	0.0	0.0	0.0	0.0	0.0	0.0	0.0	0.0	0.0	0.0	0.0	0.0	0.0
O.VIEILLE	0.0	0.0	0.0	0.0	0.0	0.0	0.0	0.0	0.0	0.0	0.0	0.0	0.0
CAPITAINE	0.0	0.0	0.2	0.0	0.2	0.0	0.1	0.2	0.0	0.2	0.0	0.2	0.9
SHARK&RAY	0.0	0.0	0.0	0.0	0.0	0.0	0.0	0.0	0.0	0.0	0.0	0.0	0.0
OCTOPUS	0.0	0.0	0.0	0.0	0.0	0.0	0.0	0.0	0.0	0.0	0.0	0.0	0.0
OTHERS	0.0	0.0	0.0	0.0	0.0	0.0	0.0	0.1	0.0	0.0	0.0	0.0	0.2
TOTAL CATCH	0.0	0.0	0.3	0.0	0.3	0.9	0.1	0.5	0.2	0.3	0.0	0.6	3.3

EFFORT

T.HOURS OUT	0	0	26	0	26	132	27	60	30	20	0	150	472
TOTAL MEN	0	0	9	0	8	44	16	20	10	7	0	38	152
T.MAN HOURS	0	0	52	0	52	265	54	120	61	41	0	225	869
TOTAL SETS	0	0	4	0	4	66	14	60	28	24	0	125	325

DAILY EFFORT

MEAN CREW	0.0	0.0	2.0	0.0	2.0	2.0	2.0	2.0	2.0	2.0	0.0	1.5	1.8
" HOURS OUT	0.0	0.0	6.0	0.0	6.3	6.0	3.3	6.0	6.0	6.0	0.0	6.0	5.7
" SETS	0.0	0.0	1.0	0.0	1.0	3.0	1.7	6.0	5.6	6.9	0.0	5.0	3.9

CATCH RATES

KG/BOAT TRIP	0.0	0.0	75.9	0.0	80.5	41.3	13.6	49.0	39.7	91.0	0.0	24.4	39.9
KG/MAN HOUR	0.0	0.0	6.3	0.0	6.3	3.4	2.0	4.1	3.3	7.7	0.0	2.7	3.8
KG/SET	0.0	0.0	76.7	0.0	76.7	13.8	8.1	8.2	7.1	13.1	0.0	4.9	10.1

ON FOOT HARPOON FISHERY, MAHE

SPECIES	JAN	FEB	MAR	APR	MAY	JUN	JUN	AUG	SEP	OCT	NOV	DEC	TOTAL
C.BALO	0.0	0.0	0.0	0.0	0.0	0.0	0.0	0.0	0.0	0.0	0.0	0.0	0.0
O.CARANX	0.0	0.0	0.0	0.0	0.0	0.0	0.0	0.0	0.0	0.0	0.0	0.0	0.0
M.DOUX	0.0	0.0	0.0	0.0	0.0	0.0	0.0	0.0	0.0	0.0	0.0	0.0	0.0
O.MAQUER	0.0	0.0	0.0	0.0	0.0	0.0	0.0	0.0	0.0	0.0	0.0	0.0	0.0
BONITE	0.0	0.0	0.0	0.0	0.0	0.0	0.0	0.0	0.0	0.0	0.0	0.0	0.0
O.PELAGIC	0.0	0.0	0.0	0.0	0.0	0.0	0.0	0.0	0.0	0.0	0.0	0.0	0.0
BECUNE	0.0	0.0	0.0	0.0	0.0	0.0	0.0	0.0	0.0	0.0	0.0	0.0	0.0
CORDONIER	0.0	0.0	0.0	0.0	0.0	0.0	0.0	0.0	0.0	0.0	0.0	0.0	0.0
O.TRAP	0.0	0.0	0.0	0.0	0.0	0.0	0.0	0.0	0.0	0.0	0.0	0.0	0.0
R.SNAPPER	0.0	0.0	0.0	0.0	0.0	0.0	0.0	0.0	0.0	0.0	0.0	0.0	0.0
BOURGEOIS	0.0	0.0	0.0	0.0	0.0	0.0	0.0	0.0	0.0	0.0	0.0	0.0	0.0
JOB	0.0	0.0	0.0	0.0	0.0	0.0	0.0	0.0	0.0	0.0	0.0	0.0	0.0
MACONDE	0.0	0.0	0.0	0.0	0.0	0.0	0.0	0.0	0.0	0.0	0.0	0.0	0.0
O.VIEILLE	0.0	0.0	0.0	0.0	0.0	0.0	0.0	0.0	0.0	0.0	0.0	0.0	0.0
CAPITAINE	0.0	0.0	0.0	0.0	0.0	0.0	0.0	0.0	0.0	0.0	0.0	0.0	0.0
SHARK&RAY	0.0	0.0	0.0	0.0	0.0	0.0	0.0	0.0	0.0	0.0	0.0	0.0	0.0
OCTOPUS	0.2	0.2	0.0	0.2	0.0	0.0	0.0	0.0	0.0	1.0	0.1	0.0	1.6
OTHERS	0.0	0.0	0.0	0.0	0.0	0.0	0.0	0.0	0.0	0.0	0.0	0.0	0.0
TOTAL CATCH	0.2	0.2	0.0	0.2	0.0	0.0	0.0	0.0	0.0	1.0	0.1	0.0	1.6

EFFORT

T.HOURS OUT	150	150	0	48	0	0	0	0	0	270	84	0	702
TOTAL MEN	25	25	0	12	0	0	0	0	0	54	24	0	140
T.MAN HOURS	150	150	0	48	0	0	0	0	0	270	84	0	702

DAILY EFFORT

MEAN CREW	1.0	1.0	0.0	1.0	0.0	0.0	0.0	0.0	0.0	1.0	1.0	0.0	1.0
" HOURS OUT	6.0	6.0	0.0	4.0	0.0	0.0	0.0	0.0	0.0	5.0	3.5	0.0	5.0

CATCH RATES

KG/BOAT TRIP	6.8	6.8	0.0	13.3	0.0	0.0	0.0	0.0	0.0	18.1	5.0	0.0	11.4
KG/MAN HOUR	1.1	1.1	0.0	3.3	0.0	0.0	0.0	0.0	0.0	3.6	1.4	0.0	2.3

ON FOOT HARPOON FISHERY, PRASLIN, LA DIGUE

SPECIES	JAN	FEB	MAR	APR	MAY	JUN	JUL	AUG	SEP	OCT	NOV	DEC	TOTAL
C.BALO	0.0	0.0	0.0	0.0	0.0	0.0	0.0	0.0	0.0	0.0	0.0	0.0	0.0
O.CARANX	0.0	0.0	0.0	0.0	0.0	0.0	0.0	0.0	0.0	0.0	0.0	0.0	0.0
M.DOUX	0.0	0.0	0.0	0.0	0.0	0.0	0.0	0.0	0.0	0.0	0.0	0.0	0.0
O.MAQUER	0.0	0.0	0.0	0.0	0.0	0.0	0.0	0.0	0.0	0.0	0.0	0.0	0.0
BONITE	0.0	0.0	0.0	0.0	0.0	0.0	0.0	0.0	0.0	0.0	0.0	0.0	0.0
O.PELAGIC	0.0	0.0	0.0	0.0	0.0	0.0	0.0	0.0	0.0	0.0	0.0	0.0	0.0
BECUNE	0.0	0.0	0.0	0.0	0.0	0.0	0.0	0.0	0.0	0.0	0.0	0.0	0.0
CORDONIER	0.0	0.0	0.0	0.0	0.0	0.0	0.0	0.0	0.0	0.0	0.0	0.0	0.0
O.TRAP	0.0	0.0	0.0	0.0	0.0	0.0	0.0	0.0	0.0	0.0	0.0	0.0	0.0
R.SNAPPER	0.0	0.0	0.0	0.0	0.0	0.0	0.0	0.0	0.0	0.0	0.0	0.0	0.0
BOURGEOIS	0.0	0.0	0.0	0.0	0.0	0.0	0.0	0.0	0.0	0.0	0.0	0.0	0.0
JOB	0.0	0.0	0.0	0.0	0.0	0.0	0.0	0.0	0.0	0.0	0.0	0.0	0.0
MACONDE	0.0	0.0	0.0	0.0	0.0	0.0	0.0	0.0	0.0	0.0	0.0	0.0	0.0
O.VIEILLE	0.0	0.0	0.0	0.0	0.0	0.0	0.0	0.0	0.0	0.0	0.0	0.0	0.0
CAPITAINE	0.0	0.0	0.0	0.0	0.0	0.0	0.0	0.0	0.0	0.0	0.0	0.0	0.0
SHARK&RAY	0.0	0.0	0.0	0.0	0.0	0.0	0.0	0.0	0.0	0.0	0.0	0.0	0.0
OCTOPUS	0.0	0.0	0.0	0.0	0.0	0.0	0.0	0.0	0.0	0.0	0.0	0.0	0.0
OTHERS	0.0	0.0	0.0	0.0	0.0	0.0	0.0	0.0	0.0	0.0	0.0	0.0	0.0
TOTAL CATCH	0.0	0.0	0.0	0.0	0.0	0.0	0.0	0.0	0.0	0.0	0.0	0.0	0.0

EFFORT

T.HOURS OUT	0	0	0	0	0	0	0	0	0	0	0	0	0
TOTAL MEN	0	0	0	0	0	0	0	0	0	0	0	0	0
T.MAN HOURS	0	0	0	0	0	0	0	0	0	0	0	0	0

DAILY EFFORT

MEAN CREW	0.0	0.0	0.0	0.0	0.0	0.0	0.0	0.0	0.0	0.0	0.0	0.0	0.0
" HOURS OUT	0.0	0.0	0.0	0.0	0.0	0.0	0.0	0.0	0.0	0.0	0.0	0.0	0.0

CATCH RATES

KG/BOAT TRIP	0.0	0.0	0.0	0.0	0.0	0.0	0.0	0.0	0.0	0.0	0.0	0.0	0.0
KG/MAN HOUR	0.0	0.0	0.0	0.0	0.0	0.0	0.0	0.0	0.0	0.0	0.0	0.0	0.0

ON FOOT STATIC TRAP FISHERY ,MAHE

SPECIES	JAN	FEB	MAR	APR	MAY	JUN	JUL	AUG	SEP	OCT	NOV	DEC	TOTAL
C.BALO	0.0	0.0	0.0	0.0	0.0	0.0	0.0	0.0	0.0	0.0	0.0	0.0	0.0
O.CARANX	0.0	0.0	0.0	0.0	0.0	0.0	0.0	0.0	0.0	0.0	0.0	0.0	0.0
M.DOUX	0.0	0.0	0.0	0.0	0.0	0.0	0.0	0.0	0.0	0.0	0.0	0.0	0.0
O.MAQUER	0.0	0.0	0.0	0.0	0.0	0.0	0.0	0.0	0.0	0.0	0.0	0.0	0.0
BONITE	0.0	0.0	0.0	0.0	0.0	0.0	0.0	0.0	0.0	0.0	0.0	0.0	0.0
O.PELAGIC	0.0	0.0	0.0	0.0	0.0	0.0	0.0	0.0	0.0	0.0	0.0	0.0	0.0
BECUNE	0.0	0.0	0.0	0.0	0.0	0.0	0.0	0.0	0.0	0.0	0.0	0.0	0.0
CORDONIER	0.0	0.0	0.0	0.0	0.0	0.0	0.5	0.2	0.0	0.2	0.0	0.0	0.9
O.TRAP	0.0	0.0	0.0	0.0	0.2	0.0	0.0	0.0	0.0	0.0	0.0	0.0	0.2
R.SNAPPER	0.0	0.0	0.0	0.0	0.0	0.0	0.0	0.0	0.0	0.0	0.0	0.0	0.0
BOURGEOIS	0.0	0.0	0.0	0.0	0.0	0.0	0.0	0.0	0.0	0.0	0.0	0.0	0.0
JOB	0.0	0.0	0.0	0.0	0.0	0.0	0.0	0.0	0.0	0.0	0.0	0.0	0.0
MACONDE	0.0	0.0	0.0	0.0	0.0	0.0	0.0	0.0	0.0	0.0	0.0	0.0	0.0
O.VIEILLE	0.0	0.0	0.0	0.0	0.0	0.0	0.0	0.0	0.0	0.0	0.0	0.0	0.0
CAPITAINE	0.0	0.0	0.0	0.0	0.0	0.0	0.0	0.0	0.0	0.0	0.0	0.0	0.0
SHARK&RAY	0.0	0.0	0.0	0.0	0.0	0.0	0.0	0.0	0.0	0.0	0.0	0.0	0.0
OCTOPUS	0.0	0.0	0.0	0.0	0.0	0.0	0.0	0.0	0.0	0.0	0.0	0.0	0.0
OTHERS	0.0	0.0	0.0	0.0	0.0	0.0	0.0	0.0	0.0	0.0	0.0	0.0	0.0
TOTAL CATCH	0.0	0.0	0.0	0.0	0.2	0.0	0.5	0.2	0.0	0.2	0.0	0.0	1.0

EFFORT

T.HOURS OUT	0	0	0	0	263	0	27	25	0	27	0	0	342
TOTAL MEN	0	0	0	0	25	0	27	25	0	14	0	0	91
T.MAN HOURS	0	0	0	0	263	0	27	25	0	27	0	0	342
TOTAL TRAPS	0	0	0	0	50	0	54	50	0	54	0	0	208

DAILY EFFORT

MEAN CREW	0.0	0.0	0.0	0.0	1.0	0.0	1.0	1.0	0.0	1.0	0.0	0.0	1.0
" HOURS OUT	0.0	0.0	0.0	0.0	10.5	0.0	1.0	1.0	0.0	2.0	0.0	0.0	3.8
"TRAPS SET"	0.0	0.0	0.0	0.0	2.0	0.0	2.0	2.0	0.0	4.0	0.0	0.0	2.3

CATCH RATES

KG/BOAT TRIP	0.0	0.0	0.0	0.0	6.4	0.0	17.8	9.2	0.0	11.1	0.0	0.0	11.3
KG/MAN HOUR	0.0	0.0	0.0	0.0	0.6	0.0	17.8	9.2	0.0	5.6	0.0	0.0	3.0
KG/TRAP	0.0	0.0	0.0	0.0	3.2	0.0	8.9	4.6	0.0	2.8	0.0	0.0	4.9

ON FOOT STATIC TRAP FISHERY ,PRASLIN, LA DIGUE

SPECIES	JAN	FEB	MAR	APR	MAY	JUN	JUL	AUG	SEP	OCT	NOV	DEC	TOTAL
C.BALO	0.0	0.0	0.0	0.0	0.0	0.0	0.0	0.0	0.0	0.0	0.0	0.0	0.0
O.CARANX	0.0	0.0	0.0	0.0	0.0	0.0	0.0	0.0	0.0	0.0	0.0	0.0	0.0
M.DOUX	0.0	0.0	0.0	0.0	0.0	0.0	0.0	0.0	0.0	0.0	0.0	0.0	0.0
O.MAQUER	0.0	0.0	0.0	0.0	0.0	0.0	0.0	0.0	0.0	0.0	0.0	0.0	0.0
BONITE	0.0	0.0	0.0	0.0	0.0	0.0	0.0	0.0	0.0	0.0	0.0	0.0	0.0
O.PELAGIC	0.0	0.0	0.0	0.0	0.0	0.0	0.0	0.0	0.0	0.0	0.0	0.0	0.0
BECUNE	0.0	0.0	0.0	0.0	0.0	0.0	0.0	0.0	0.0	0.0	0.0	0.0	0.0
CORDONIER	0.0	0.0	0.0	0.0	0.0	0.0	0.0	0.0	0.0	0.0	0.0	0.0	0.0
O.TRAP	0.0	0.0	0.0	0.0	0.0	0.0	0.0	0.0	0.0	0.0	0.0	0.0	0.0
R.SNAPPER	0.0	0.0	0.0	0.0	0.0	0.0	0.0	0.0	0.0	0.0	0.0	0.0	0.0
BOURGEOIS	0.0	0.0	0.0	0.0	0.0	0.0	0.0	0.0	0.0	0.0	0.0	0.0	0.0
JOB	0.0	0.0	0.0	0.0	0.0	0.0	0.0	0.0	0.0	0.0	0.0	0.0	0.0
MACONDE	0.0	0.0	0.0	0.0	0.0	0.0	0.0	0.0	0.0	0.0	0.0	0.0	0.0
O.VIEILLE	0.0	0.0	0.0	0.0	0.0	0.0	0.0	0.0	0.0	0.0	0.0	0.0	0.0
CAPITAINE	0.0	0.0	0.0	0.0	0.0	0.0	0.0	0.0	0.0	0.0	0.0	0.0	0.0
SHARK&RAY	0.0	0.0	0.0	0.0	0.0	0.0	0.0	0.0	0.0	0.0	0.0	0.0	0.0
OCTOPUS	0.0	0.0	0.0	0.0	0.0	0.0	0.0	0.0	0.0	0.0	0.0	0.0	0.0
OTHERS	0.0	0.0	0.0	0.0	0.0	0.0	0.0	0.0	0.0	0.0	0.0	0.0	0.0
TOTAL CATCH	0.0	0.0	0.0	0.0	0.0	0.0	0.0	0.0	0.0	0.0	0.0	0.0	0.0

EFFORT

T.HOURS OUT	0	0	0	0	0	0	0	0	0	0	0	0	0
TOTAL MEN	0	0	0	0	0	0	0	0	0	0	0	0	0
T.MAN HOURS	0	0	0	0	0	0	0	0	0	0	0	0	0
TOTAL TRAPS	0	0	0	0	0	0	0	0	0	0	0	0	0

DAILY EFFORT

MEAN CREW	0.0	0.0	0.0	0.0	0.0	0.0	0.0	0.0	0.0	0.0	0.0	0.0	0.0
" HOURS OUT	0.0	0.0	0.0	0.0	0.0	0.0	0.0	0.0	0.0	0.0	0.0	0.0	0.0
" TRAPS SET	0.0	0.0	0.0	0.0	0.0	0.0	0.0	0.0	0.0	0.0	0.0	0.0	0.0

CATCH RATES

KG/BOAT TRIP	0.0	0.0	0.0	0.0	0.0	0.0	0.0	0.0	0.0	0.0	0.0	0.0	0.0
KG/MAN HOUR	0.0	0.0	0.0	0.0	0.0	0.0	0.0	0.0	0.0	0.0	0.0	0.0	0.0
KG/TRAP	0.0	0.0	0.0	0.0	0.0	0.0	0.0	0.0	0.0	0.0	0.0	0.0	0.0

SUMMARY, SMALL BOAT FISHERY, MAHE PRASLIN, LA DIGUE

BOAT TYPE GEAR SPECIES	PIROGUE							OUTBOARD							WHALER FIXS	FOOT		TOTAL
	LHP	FIXS	FIXA	LHP	GNC	GNS	BS	LHP	FIXS	FIXA	LHP	GNC	GNS	BS		HAR	FIXS	
	FIX							FIX										
C.BALO	0.0	0.0	0.0	0.0	0.0	0.0	0.0	133.5	0.1	0.0	6.3	3.2	0.0	0.0	0.0	0.0	143.0	
O.CARANX	0.2	0.0	0.0	0.0	1.5	0.0	0.0	53.9	0.5	0.1	9.3	0.0	0.0	0.0	0.0	0.0	65.5	
M.DOUX	0.0	0.0	0.0	0.0	8.3	0.0	0.0	0.0	0.0	0.0	0.0	522.0	0.0	0.0	0.0	0.0	530.4	
O.MAQUER	0.0	0.0	0.0	0.0	0.0	0.0	0.0	0.0	0.0	0.0	0.1	138.9	0.0	0.0	0.0	0.0	139.0	
BONITE	0.2	0.0	0.0	0.0	0.0	0.0	0.0	37.9	0.0	0.0	4.6	0.2	0.0	0.0	0.0	0.0	42.9	
O.PELAGIC	0.0	0.0	0.0	0.0	0.0	0.0	0.0	0.3	0.2	0.0	0.1	0.0	0.0	0.0	0.0	0.0	0.6	
BECUNE	1.2	0.0	0.0	0.0	0.0	0.0	0.0	59.7	0.0	0.0	8.2	0.0	0.0	0.0	0.0	0.0	69.2	
CORDONIER	0.0	3.8	0.0	0.0	0.0	0.0	0.0	0.0	155.3	32.5	22.8	0.0	0.0	0.0	0.6	0.9	215.9	
O.TRAP	0.0	0.8	0.0	0.0	0.0	0.0	0.0	0.4	72.3	8.8	12.8	0.0	0.0	0.0	0.8	0.2	96.0	
R.SNAPPER	0.1	0.0	0.0	0.0	0.0	0.0	0.0	1.9	0.7	0.0	0.4	0.0	0.0	0.0	0.2	0.0	3.2	
BOURGEOIS	0.0	0.0	0.0	0.0	0.0	0.0	0.0	9.5	3.2	0.0	2.9	0.0	0.0	0.0	0.6	0.0	16.4	
JOB	0.1	0.0	0.0	0.0	0.0	0.0	0.0	17.1	0.1	0.0	2.3	0.0	0.0	0.0	0.0	0.0	19.6	
MACONDE	0.1	0.0	0.0	0.0	0.0	0.0	0.0	10.8	0.7	0.0	2.1	0.0	0.0	0.0	0.0	0.0	13.7	
O.VIEILLE	0.1	0.0	0.0	0.0	0.0	0.0	0.0	3.2	1.7	0.1	2.0	0.0	0.0	0.0	0.0	0.0	7.2	
CAPITAINE	2.2	0.1	0.0	0.0	0.1	0.0	0.0	27.4	13.9	5.1	9.9	0.0	0.0	0.0	0.9	0.0	59.6	
SHARK&RAY	0.0	0.0	0.0	0.0	0.5	0.0	0.0	13.5	0.1	0.0	1.9	4.8	0.0	0.0	0.0	0.0	20.8	
OCTOPUS	0.0	0.0	0.0	0.0	0.0	0.0	0.0	10.7	0.6	0.1	2.2	0.0	0.0	0.0	0.0	1.6	15.1	
OTHERS	0.0	0.0	0.0	0.0	1.2	0.0	0.0	0.9	1.6	0.1	0.8	14.2	0.0	0.0	0.2	0.0	18.8	
TOTAL CATCH	4.2	4.7	0.0	0.0	11.6	0.0	0.0	380.6	251.1	46.7	88.6	683.3	0.0	0.0	3.3	1.6	1.0	1476.7

EFFORT

T.HOURS OUT	998	1104	0	0	761	0	0	35383	25396	3610	9489	8348	0	0	472	702	342	86605
TOTAL MEN	237	429	0	0	853	0	0	10716	10062	2251	2994	5427	0	0	152	140	91	33349
T.MAN HOURS	1086	1333	0	0	3306	0	0	72375	50306	6355	19424	26298	0	0	869	702	342	182395
TOTAL TRAPS	0	1318	0	0	0	0	0	0	55201	9077	8564	0	0	0	325	0	208	74693
TOTAL SETS	0	0	0	0	250	0	0	0	0	0	0	1921	0	0	0	0	0	2171

DAILY EFFORT

MEAN CREW	1.1	1.2	0.0	0.0	4.3	0.0	0.0	2.0	2.0	1.8	2.0	3.2	0.0	0.0	1.8	1.0	1.0
" HOURS OUT	4.6	3.1	0.0	0.0	3.9	0.0	0.0	6.8	5.0	2.8	6.5	4.8	0.0	0.0	5.7	5.0	3.8
" TRAPS SET	0.0	3.7	0.0	0.0	0.0	0.0	0.0	0.0	10.9	7.1	5.9	0.0	0.0	0.0	3.9	0.0	2.3
" SETS	0.0	0.0	0.0	0.0	1.3	0.0	0.0	0.0	0.0	0.0	0.0	1.1	0.0	0.0	0.0	0.0	0.0

CATCH RATES

KG/BOAT DAY	19.4	13.2	0.0	0.0	59.2	0.0	0.0	72.7	49.4	36.5	60.6	396.6	0.0	0.0	39.9	11.4	11.3
KG/MAN HOUR	3.9	3.5	0.0	0.0	3.5	0.0	0.0	5.3	5.0	7.4	4.6	26.0	0.0	0.0	3.8	2.3	3.0
KG/TRAP	0.0	3.6	0.0	0.0	0.0	0.0	0.0	0.0	4.5	5.1	10.3	0.0	0.0	0.0	10.1	0.0	4.9
KG/SET	0.0	0.0	0.0	0.0	46.5	0.0	0.0	0.0	0.0	0.0	0.0	355.7	0.0	0.0	0.0	0.0	0.0
KG/MAN/DAY	17.8	10.9	0.0	0.0	13.6	0.0	0.0	35.5	25.0	20.8	29.6	125.9	0.0	0.0	21.7	11.4	11.3

SUMMARY, SMALL BOAT FISHERY, MAHE

BOAT TYPE GEAR SPECIES	PIROGUE							OUTBOARD							WHALER FIXS	FOOT		TOTAL
	LHP	FIXS	FIXA	LHP	GNC	GNS	BS	LHP	FIXS	FIXA	LHP	GNC	GNS	BS		HAR	FIXS	
	FIX							FIX										
C.BALO	0.0	0.0	0.0	0.0	0.0	0.0	0.0	108.0	0.1	0.0	6.3	3.2	0.0	0.0	0.0	0.0	117.5	
O.CARANX	0.2	0.0	0.0	0.0	1.5	0.0	0.0	31.3	0.5	0.0	8.8	0.0	0.0	0.0	0.0	42.3		
M.DOUX	0.0	0.0	0.0	0.0	8.3	0.0	0.0	0.0	0.0	0.0	0.0	495.6	0.0	0.0	0.0	503.9		
O.MAQUER	0.0	0.0	0.0	0.0	0.0	0.0	0.0	0.0	0.0	0.0	0.1	57.5	0.0	0.0	0.0	57.6		
BONITE	0.2	0.0	0.0	0.0	0.0	0.0	0.0	34.0	0.0	0.0	3.9	0.2	0.0	0.0	0.0	38.2		
O.PELAGIC	0.0	0.0	0.0	0.0	0.0	0.0	0.0	0.2	0.0	0.0	0.1	0.0	0.0	0.0	0.0	0.2		
BECUNE	1.2	0.0	0.0	0.0	0.0	0.0	0.0	54.9	0.0	0.0	8.2	0.0	0.0	0.0	0.0	64.3		
CORDONIER	0.0	3.8	0.0	0.0	0.0	0.0	0.0	0.0	150.4	12.7	22.4	0.0	0.0	0.0	0.6	190.8		
O.TRAP	0.0	0.8	0.0	0.0	0.0	0.0	0.0	0.4	45.4	0.7	11.3	0.0	0.0	0.0	0.8	59.5		
R.SNAPPER	0.1	0.0	0.0	0.0	0.0	0.0	0.0	1.5	0.6	0.0	0.4	0.0	0.0	0.0	0.2	2.6		
BOURGEOIS	0.0	0.0	0.0	0.0	0.0	0.0	0.0	7.0	2.9	0.0	2.9	0.0	0.0	0.0	0.6	13.5		
JOB	0.1	0.0	0.0	0.0	0.0	0.0	0.0	9.8	0.1	0.0	2.2	0.0	0.0	0.0	0.0	12.2		
MACONDE	0.1	0.0	0.0	0.0	0.0	0.0	0.0	9.9	0.3	0.0	2.1	0.0	0.0	0.0	0.0	12.3		
O.VIEILLE	0.1	0.0	0.0	0.0	0.0	0.0	0.0	2.6	0.9	0.0	2.0	0.0	0.0	0.0	0.0	5.5		
CAPITAINE	2.2	0.1	0.0	0.0	0.1	0.0	0.0	21.4	11.4	0.8	9.2	0.0	0.0	0.0	0.9	46.0		
SHARK&RAY	0.0	0.0	0.0	0.0	0.5	0.0	0.0	11.5	0.1	0.0	1.4	2.8	0.0	0.0	0.0	16.3		
OCTOPUS	0.0	0.0	0.0	0.0	0.0	0.0	0.0	6.2	0.5	0.0	0.4	0.0	0.0	0.0	0.0	8.7		
OTHERS	0.0	0.0	0.0	0.0	1.2	0.0	0.0	0.8	1.3	0.0	0.8	14.2	0.0	0.0	0.2	18.4		
TOTAL CATCH	4.2	4.7	0.0	0.0	11.6	0.0	0.0	299.1	214.3	14.2	82.4	573.4	0.0	0.0	3.3	1.6	1.0	1209.7

EFFORT

T.HOURS OUT	998	1104	0	0	761	0	0	28290	22852	1350	8834	7026	0	0	472	702	342	72731
TOTAL MEN	237	429	0	0	853	0	0	8140	8678	706	2614	4122	0	0	152	140	91	26160
T.MAN HOURS	1086	1333	0	0	3306	0	0	56917	44990	3061	17942	22716	0	0	869	702	342	153264
TOTAL TRAPS	0	1318	0	0	0	0	0	0	47644	1989	8047	0	0	0	325	0	208	59531
TOTAL SETS	0	0	0	0	250	0	0	0	0	0	0	1425	0	0	0	0	0	1675

DAILY EFFORT

MEAN CREW	1.1	1.2	0.0	0.0	4.3	0.0	0.0	2.0	2.0	2.3	2.0	3.2	0.0	0.0	1.8	1.0	1.0
" HOURS OUT	4.6	3.1	0.0	0.0	3.9	0.0	0.0	7.0	5.2	4.3	6.9	5.5	0.0	0.0	5.7	5.0	3.8
" TRAPS SET	0.0	3.7	0.0	0.0	0.0	0.0	0.0	0.0	10.8	6.4	6.3	0.0	0.0	0.0	3.9	0.0	2.3
" SETS	0.0	0.0	0.0	0.0	1.3	0.0	0.0	0.0	0.0	0.0	0.0	1.1	0.0	0.0	0.0	0.0	0.0

CATCH RATES

KG/BOAT DAY	19.4	13.2	0.0	0.0	59.2	0.0	0.0	73.9	48.6	45.5	64.0	449.7	0.0	0.0	39.9	11.4	11.3
KG/MAN HOUR	3.9	3.5	0.0	0.0	3.5	0.0	0.0	5.3	4.8	4.6	4.6	25.2	0.0	0.0	3.8	2.3	3.0
KG/TRAP	0.0	3.6	0.0	0.0	0.0	0.0	0.0	0.0	4.5	7.1	10.2	0.0	0.0	0.0	10.1	0.0	4.9
KG/SET	0.0	0.0	0.0	0.0	46.5	0.0	0.0	0.0	0.0	0.0	0.0	402.4	0.0	0.0	0.0	0.0	0.0
KG/MAN/DAY	17.8	10.9	0.0	0.0	13.6	0.0	0.0	36.7	24.7	20.1	31.5	139.1	0.0	0.0	21.7	11.4	11.3

SUMMARY, SMALL BOAT FISHERY, PRASLIN, LA DIGUE

BOAT TYPE GEAR SPECIES	PIROGUE							OUTBOARD							WHALER FIXS	FOOT		TOTAL
	LHP	FIXS	FIXA	LHP	GNC	GNS	BS	LHP	FIXS	FIXA	LHP	GNC	GNS	BS		HAR	FIXS	
	FIX							FIX										
C.BALO	0.0	0.0	0.0	0.0	0.0	0.0	0.0	25.5	0.0	0.0	0.0	0.0	0.0	0.0	0.0	0.0	0.0	25.5
O.CARANX	0.0	0.0	0.0	0.0	0.0	0.0	0.0	22.6	0.0	0.1	0.5	0.0	0.0	0.0	0.0	0.0	0.0	23.2
M.DOUX	0.0	0.0	0.0	0.0	0.0	0.0	0.0	0.0	0.0	0.0	0.0	26.5	0.0	0.0	0.0	0.0	0.0	26.5
O.MAQUER	0.0	0.0	0.0	0.0	0.0	0.0	0.0	0.0	0.0	0.0	0.0	81.4	0.0	0.0	0.0	0.0	0.0	81.4
BONITE	0.0	0.0	0.0	0.0	0.0	0.0	0.0	3.9	0.0	0.0	0.7	0.0	0.0	0.0	0.0	0.0	0.0	4.6
O.PELAGIC	0.0	0.0	0.0	0.0	0.0	0.0	0.0	0.1	0.2	0.0	0.0	0.0	0.0	0.0	0.0	0.0	0.0	0.3
BECUNE	0.0	0.0	0.0	0.0	0.0	0.0	0.0	4.8	0.0	0.0	0.1	0.0	0.0	0.0	0.0	0.0	0.0	4.9
CORDONIER	0.0	0.0	0.0	0.0	0.0	0.0	0.0	0.0	4.9	19.8	0.4	0.0	0.0	0.0	0.0	0.0	0.0	25.1
O.TRAP	0.0	0.0	0.0	0.0	0.0	0.0	0.0	0.0	26.9	8.1	1.5	0.0	0.0	0.0	0.0	0.0	0.0	36.6
R.SNAPPER	0.0	0.0	0.0	0.0	0.0	0.0	0.0	0.4	0.1	0.0	0.0	0.0	0.0	0.0	0.0	0.0	0.0	0.6
BOURGEOIS	0.0	0.0	0.0	0.0	0.0	0.0	0.0	2.6	0.3	0.0	0.0	0.0	0.0	0.0	0.0	0.0	0.0	2.9
JOB	0.0	0.0	0.0	0.0	0.0	0.0	0.0	7.4	0.0	0.0	0.1	0.0	0.0	0.0	0.0	0.0	0.0	7.4
MACONDE	0.0	0.0	0.0	0.0	0.0	0.0	0.0	0.9	0.5	0.0	0.0	0.0	0.0	0.0	0.0	0.0	0.0	1.4
O.VIEILLE	0.0	0.0	0.0	0.0	0.0	0.0	0.0	0.7	0.9	0.1	0.0	0.0	0.0	0.0	0.0	0.0	0.0	1.7
CAPITAINE	0.0	0.0	0.0	0.0	0.0	0.0	0.0	6.1	2.5	4.3	0.7	0.0	0.0	0.0	0.0	0.0	0.0	13.6
SHARK&RAY	0.0	0.0	0.0	0.0	0.0	0.0	0.0	2.0	0.1	0.0	0.5	2.0	0.0	0.0	0.0	0.0	0.0	4.5
OCTOPUS	0.0	0.0	0.0	0.0	0.0	0.0	0.0	4.5	0.1	0.1	1.7	0.0	0.0	0.0	0.0	0.0	0.0	6.4
OTHERS	0.0	0.0	0.0	0.0	0.0	0.0	0.0	0.0	0.3	0.1	0.0	0.0	0.0	0.0	0.0	0.0	0.0	0.4
TOTAL CATCH	0.0	0.0	0.0	0.0	0.0	0.0	0.0	81.5	36.8	32.6	6.2	109.9	0.0	0.0	0.0	0.0	0.0	267.0

EFFORT

T.HOURS OUT	0	0	0	0	0	0	0	7092	2544	2261	655	1322	0	0	0	0	0	13874
TOTAL MEN	0	0	0	0	0	0	0	2576	1384	1546	380	1304	0	0	0	0	0	7190
T.MAN HOURS	0	0	0	0	0	0	0	15458	5316	3295	1482	3582	0	0	0	0	0	29132
TOTAL TRAPS	0	0	0	0	0	0	0	0	7557	7088	518	0	0	0	0	0	0	15163
TOTAL SETS	0	0	0	0	0	0	0	0	0	0	0	496	0	0	0	0	0	496

DAILY EFFORT

MEAN CREW	0.0	0.0	0.0	0.0	0.0	0.0	0.0	2.2	2.1	1.5	2.3	2.7	0.0	0.0	0.0	0.0	0.0	0.0
" HOURS OUT	0.0	0.0	0.0	0.0	0.0	0.0	0.0	6.0	3.8	2.1	3.9	2.7	0.0	0.0	0.0	0.0	0.0	0.0
" TRAPS SET	0.0	0.0	0.0	0.0	0.0	0.0	0.0	0.0	11.4	6.7	3.1	0.0	0.0	0.0	0.0	0.0	0.0	0.0
" SETS	0.0	0.0	0.0	0.0	0.0	0.0	0.0	0.0	0.0	0.0	0.0	1.0	0.0	0.0	0.0	0.0	0.0	0.0

CATCH RATES

KG/BOAT DAY	0.0	0.0	0.0	0.0	0.0	0.0	0.0	69.0	55.5	30.7	37.2	228.3	0.0	0.0	0.0	0.0	0.0	0.0
KG/MAN HOUR	0.0	0.0	0.0	0.0	0.0	0.0	0.0	5.3	6.9	9.9	4.2	30.7	0.0	0.0	0.0	0.0	0.0	0.0
KG/TRAP	0.0	0.0	0.0	0.0	0.0	0.0	0.0	0.0	4.9	4.6	12.1	0.0	0.0	0.0	0.0	0.0	0.0	0.0
KG/SET	0.0	0.0	0.0	0.0	0.0	0.0	0.0	0.0	0.0	0.0	0.0	221.4	0.0	0.0	0.0	0.0	0.0	0.0
KG/MAN/DAY	0.0	0.0	0.0	0.0	0.0	0.0	0.0	31.6	26.6	21.1	16.4	84.3	0.0	0.0	0.0	0.0	0.0	0.0

SITE NO.	SITE NAME	SMALL BOATS CATCH ONLY	WHALER CATCH	SCHOONER CATCH	SEMI INDUSTRIAL LL*	TOTAL CATCH	% OF T. CATCH
1	TOTAL MAHE	1209.7	1049.1	270.0	177.5	2706.3	84.2
2	TOTAL PRASLIN & LA DIGUE	267.0	240.9			507.9	15.8
	TOTAL ALL SITES	1476.7	1290.0	270.0	177.5	3214.2	100.0
3	MAHE NORTH WEST	148.6	95.2			243.8	7.6
4	MAHE NORTH EAST	418.1	627.5	270.0	177.5	1493.1	46.5
5	MAHE EAST	401.2	128.9			530.0	16.5
6	MAHE WEST	241.9	197.5			439.4	13.7
7	PRASLIN NORTH EAST	123.6	167.5			291.1	9.1
8	PRASLIN NORTH WEST	85.1	43.8			128.9	4.0
9	LA DIGUE	58.3	29.6			87.9	2.7
10	B. TERNAY	0.0	0.0			0.0	0.0
11	BELOMBRE	71.5	95.2			166.8	5.2
12	B. VALLON	6.2	0.0			6.2	0.2
13	M. ANGLAISE	18.6	0.0			18.6	0.6
14	GLACIS	52.3	0.0			52.3	1.6
15	F. DE LIANE	0.0	0.0			0.0	0.0
16	LA RETRAITE	77.0	28.0			105.0	3.3
17	A. ETOILE	63.7	29.4			93.1	2.9
18	P. CONAN	17.9	0.0			17.9	0.6
19	MAJOIE	31.4	0.0			31.4	1.0
20	VICTORIA	99.5	547.7	270.0	177.5	1094.6	34.1
21	M. FLEURI	11.0	0.0			11.0	0.3
22	ROCH CAIMAN	117.6	22.4			140.0	4.4
23	LES MAMELLES	0.0	0.0			0.0	0.0
24	LE ROCHER	0.0	0.0			0.0	0.0
25	BRILLANT	0.0	0.0			0.0	0.0
26	P. PARIS	0.0	0.0			0.0	0.0
27	CASCADE	112.8	0.0			112.8	3.5
28	A. TALBOT	0.0	0.0			0.0	0.0
29	SE ISLAND	7.6	0.0			7.6	0.2
30	A. A. PINS MARKET	55.5	14.0			69.5	2.2
31	A. A. PINS REEF	59.6	12.6			72.2	2.2
32	P. AU SEL	24.1	0.0			24.1	0.7
33	A. ROYALE MARKET	45.6	64.4			110.1	3.4
34	A. ROYALE SCHOOL	7.1	28.0			35.1	1.1
35	BOUGAINVILLE	56.4	0.0			56.4	1.8
36	A. FORBAN	32.6	9.8			42.4	1.3
37	P. GLAUD	36.0	0.0			36.0	1.1
38	GRAND ANSE	0.0	0.0			0.0	0.0
39	A. BOILEAU	64.2	64.4			128.6	4.0
40	A. LA MOUCHE	44.0	51.8			95.8	3.0
41	A. A. P. BLEUES	73.4	81.2			154.6	4.8
42	A. GAULETTE	24.3	0.0			24.3	0.8
43	TAKAMAKA	0.0	0.0			0.0	0.0
44	A. BOUDIN	11.8	10.3			22.1	0.7
45	B. PASQUIERE	0.0	0.0			0.0	0.0
46	A. POSSESSION	0.0	0.0			0.0	0.0
47	A. VOLBERT	16.4	1.3			17.7	0.6
48	A. GOUVERNEMENT	0.0	0.0			0.0	0.0
49	A. LA BLAGUE	13.5	6.4			19.9	0.6
50	C. SAMY/AU CAP	15.4	12.9			28.3	0.9
51	BSA/C. SAMY	54.4	136.5			190.9	5.9
52	A. M. LOUISE	12.1	0.0			12.1	0.4
53	CONSOLATION	0.0	0.0			0.0	0.0
54	A. TAKAMAKA	0.0	0.0			0.0	0.0
55	S. SAUVEUR	2.1	0.0			2.1	0.1
56	F. DEUTCH/G. ANSE	48.0	39.9			88.0	2.7
57	AIRSTRIP/F. DEUTCH	15.6	3.9			19.5	0.6
58	R.CORBIG./AIRSTRIP	11.4	0.0			11.4	0.4
59	A. KERLAN/R.CORBIG	8.0	0.0			8.0	0.2
60	A. LAZIO	0.0	0.0			0.0	0.0
61	LA PASSE	43.7	29.6			73.3	2.3
62	A. FOURMI	0.0	0.0			0.0	0.0
63	A. REUNION	14.6	0.0			14.6	0.5

*Semi-industrial longliners conducting artisanal fishing trips excluding Longline sets

ANNEX 3.2

MEAN NUMBER OF BOATS OPERATING PER MONTH AT EACH LANDING SITE BY BOAT TYPE
(PART TIME BOATS ARE COUNTED AS 0.5 BOATS)

BOAT TYPE GEAR	PIROGUE							OUTBOARD							WHALER		TOTAL		
	LHP	FIXS	FIXA	LHP FIX	GNC	GNS	BS	LHP	FIXS	FIXA	LHP FIX	GNC	GNS	BS	LHP	FIXS		HAR	FIXS
TOTAL MAHE	1.6	3.8	0.0	0.0	1.1	0.0	0.0	106.7	68.6	2.6	18.2	22.4	0.3	0.0	74.8	0.6	0.6	0.3	301.6
TOTAL PRAS/L.DIGUE	0.0	0.0	0.5	0.3	0.1	0.0	0.0	33.1	8.7	27.6	10.2	4.0	0.3	0.0	18.7	0.0	1.1	0.0	104.3
GRAND TOTAL	1.6	3.8	0.5	0.3	1.2	0.0	0.0	139.8	77.3	30.2	28.3	26.4	0.6	0.0	93.5	0.6	1.7	0.3	405.9
B. TERNAY	0.0	0.0	0.0	0.0	0.0	0.0	0.0	0.0	0.0	0.0	0.0	0.0	0.0	0.0	0.0	0.0	0.0	0.0	0.0
BELOMBRE	0.0	0.0	0.0	0.0	0.0	0.0	0.0	8.6	1.2	0.0	0.1	2.3	0.0	0.0	6.8	0.0	0.0	0.0	19.0
B. VALLON	0.0	0.0	0.0	0.0	1.0	0.0	0.0	0.3	0.0	0.0	0.1	0.0	0.0	0.0	0.0	0.0	0.0	0.0	1.3
M. ANGLAISE	0.0	0.0	0.0	0.0	0.0	0.0	0.0	2.1	1.0	0.0	0.4	0.6	0.0	0.0	0.0	0.0	0.0	0.0	4.0
GLACIS	0.0	0.0	0.0	0.0	0.0	0.0	0.0	5.9	2.3	0.0	3.1	0.0	0.0	0.0	0.0	0.0	0.0	0.0	11.4
F. DE LIANE	0.0	0.0	0.0	0.0	0.0	0.0	0.0	0.0	0.0	0.0	0.0	0.0	0.0	0.0	0.0	0.0	0.0	0.0	0.0
NW. MAHE	0.0	0.0	0.0	0.0	1.0	0.0	0.0	16.9	4.5	0.0	3.7	2.9	0.0	0.0	6.8	0.0	0.0	0.0	35.8
LA RETRAITE	0.0	0.3	0.0	0.0	0.0	0.0	0.0	3.8	0.6	0.0	1.7	9.4	0.0	0.0	2.0	0.0	0.1	0.0	17.8
A. ETOILE	0.4	0.2	0.0	0.0	0.0	0.0	0.0	6.2	4.2	0.0	1.9	0.0	0.0	0.0	2.1	0.0	0.0	0.0	14.9
P. CONAN	0.0	0.0	0.0	0.0	0.0	0.0	0.0	2.0	1.6	0.0	0.3	0.0	0.0	0.0	0.0	0.0	0.0	0.0	3.9
MAJOIE	0.4	0.7	0.0	0.0	0.0	0.0	0.0	3.0	1.4	0.1	0.5	0.6	0.0	0.0	0.0	0.0	0.0	0.2	6.9
VICTORIA	0.0	0.0	0.0	0.0	0.0	0.0	0.0	2.1	0.1	0.0	0.0	0.0	0.0	0.0	39.1	0.0	0.0	0.0	41.2
M. FLEURI	0.0	0.0	0.0	0.0	0.0	0.0	0.0	1.8	0.6	0.0	0.0	0.0	0.0	0.0	0.0	0.0	0.0	0.0	2.4
PLAISANCE	0.0	0.0	0.0	0.0	0.0	0.0	0.0	7.1	14.4	0.8	1.6	0.3	0.0	0.0	1.6	0.6	0.0	0.0	26.5
LES MAMELLES	0.0	0.0	0.0	0.0	0.0	0.0	0.0	0.0	0.0	0.0	0.0	0.0	0.0	0.0	0.0	0.0	0.0	0.0	0.0
LE ROCHER	0.0	0.0	0.0	0.0	0.0	0.0	0.0	0.0	0.0	0.0	0.0	0.0	0.0	0.0	0.0	0.0	0.0	0.0	0.0
BRILLANT	0.0	0.0	0.0	0.0	0.0	0.0	0.0	0.0	0.0	0.0	0.0	0.0	0.0	0.0	0.0	0.0	0.0	0.0	0.0
P. PARIS	0.0	0.0	0.0	0.0	0.0	0.0	0.0	0.0	0.0	0.0	0.0	0.0	0.0	0.0	0.0	0.0	0.0	0.0	0.0
NE. MAHE	0.8	1.2	0.0	0.0	0.0	0.0	0.0	26.0	22.9	0.9	6.0	10.3	0.0	0.0	44.8	0.6	0.1	0.2	113.6
CASCADE	0.6	0.2	0.0	0.0	0.1	0.0	0.0	13.7	6.3	0.6	2.0	1.0	0.0	0.0	0.0	0.0	0.1	0.0	24.6
A. TALBOT	0.0	0.0	0.0	0.0	0.0	0.0	0.0	0.0	0.0	0.0	0.0	0.0	0.0	0.0	0.0	0.0	0.0	0.0	0.0
SE ISLAND	0.0	0.0	0.0	0.0	0.0	0.0	0.0	0.0	1.7	0.0	0.0	0.0	0.0	0.0	0.0	0.0	0.0	0.0	1.7
A. A. PINS MARKET	0.0	1.0	0.0	0.0	0.0	0.0	0.0	6.1	3.4	0.2	0.7	0.2	0.0	0.0	1.0	0.0	0.0	0.0	12.6
A. A. PINS REEF	0.2	0.5	0.0	0.0	0.0	0.0	0.0	6.3	3.6	0.3	1.6	0.1	0.0	0.0	0.9	0.0	0.0	0.0	13.5
P. AU SEL	0.0	0.0	0.0	0.0	0.0	0.0	0.0	2.8	2.0	0.3	0.2	0.0	0.0	0.0	0.0	0.0	0.0	0.0	5.3
A. ROYALE MARKET	0.0	0.0	0.0	0.0	0.0	0.0	0.0	3.0	3.5	0.3	0.3	0.2	0.0	0.0	4.6	0.0	0.3	0.0	12.3
A. ROYALE SCHOOL	0.0	0.0	0.0	0.0	0.0	0.0	0.0	0.3	0.3	0.0	0.0	0.0	0.0	0.0	2.0	0.0	0.0	0.0	2.6
BOUGAINVILLE	0.0	0.0	0.0	0.0	0.0	0.0	0.0	5.0	7.1	0.0	0.0	0.1	0.0	0.0	0.0	0.0	0.1	0.0	12.3
A. FORBAN	0.0	0.0	0.0	0.0	0.0	0.0	0.0	4.2	2.3	0.0	0.4	0.0	0.0	0.0	0.7	0.0	0.0	0.0	7.4
E. MAHE	0.8	1.7	0.0	0.0	0.1	0.0	0.0	41.4	30.2	1.6	5.2	1.5	0.0	0.0	9.2	0.0	0.5	0.0	92.2
P. GLAUD	0.0	0.6	0.0	0.0	0.0	0.0	0.0	3.4	2.7	0.0	0.8	0.3	0.0	0.0	0.0	0.0	0.0	0.1	7.9
GRAND ANSE	0.0	0.0	0.0	0.0	0.0	0.0	0.0	0.0	0.0	0.0	0.0	0.0	0.0	0.0	0.0	0.0	0.0	0.0	0.0
A. BOILEAU	0.0	0.2	0.0	0.0	0.0	0.0	0.0	5.8	3.1	0.0	0.7	1.9	0.0	0.0	4.6	0.0	0.0	0.0	16.3
A. LA MOUCHE	0.0	0.0	0.0	0.0	0.0	0.0	0.0	3.9	2.2	0.0	0.4	1.1	0.2	0.0	3.7	0.0	0.0	0.0	11.4
A. A. P. BLEUES	0.0	0.0	0.0	0.0	0.0	0.0	0.0	7.0	1.6	0.0	0.8	3.4	0.2	0.0	5.8	0.0	0.0	0.0	18.9
A. GAULETTE	0.0	0.2	0.0	0.0	0.0	0.0	0.0	2.3	1.4	0.0	0.6	0.8	0.0	0.0	0.0	0.0	0.0	0.0	5.3
TAKAMAKA	0.0	0.0	0.0	0.0	0.0	0.0	0.0	0.0	0.0	0.0	0.0	0.0	0.0	0.0	0.0	0.0	0.0	0.0	0.0
W. MAHE	0.0	1.0	0.0	0.0	0.0	0.0	0.0	22.4	11.0	0.0	3.3	7.6	0.3	0.0	14.1	0.0	0.0	0.1	59.8
A. BOUDIN	0.0	0.0	0.0	0.0	0.0	0.0	0.0	1.4	0.7	1.1	0.7	0.0	0.0	0.0	0.8	0.0	0.0	0.0	4.6
B. PASQUIERE	0.0	0.0	0.0	0.0	0.0	0.0	0.0	0.0	0.0	0.0	0.0	0.0	0.0	0.0	0.0	0.0	0.0	0.0	0.0
A. POSSESSION	0.0	0.0	0.0	0.0	0.0	0.0	0.0	0.0	0.0	0.0	0.0	0.0	0.0	0.0	0.0	0.0	0.0	0.0	0.0
A. VOLBERT	0.0	0.0	0.0	0.0	0.0	0.0	0.0	2.3	0.2	1.9	0.4	1.0	0.0	0.0	0.1	0.0	0.0	0.0	5.9
A. GOUVERNEMENT	0.0	0.0	0.0	0.0	0.0	0.0	0.0	0.0	0.0	0.0	0.0	0.0	0.0	0.0	0.0	0.0	0.0	0.0	0.0
A. LA BLAGUE	0.0	0.0	0.0	0.0	0.0	0.0	0.0	2.2	0.3	1.2	0.8	0.0	0.0	0.0	0.5	0.0	0.0	0.0	5.0
C. SAMY/AU CAP	0.0	0.0	0.5	0.3	0.1	0.0	0.0	1.8	0.0	2.1	0.3	0.0	0.0	0.0	1.0	0.0	0.0	0.0	6.0
BSA/C. SAMY	0.0	0.0	0.0	0.0	0.0	0.0	0.0	4.9	1.3	5.5	1.1	1.1	0.0	0.0	10.6	0.0	0.0	0.0	24.7
A. M. LOUISE	0.0	0.0	0.0	0.0	0.0	0.0	0.0	1.3	0.1	2.3	0.6	0.0	0.0	0.0	0.0	0.0	0.0	0.0	4.3
CONSOLATION	0.0	0.0	0.0	0.0	0.0	0.0	0.0	0.0	0.0	0.0	0.0	0.0	0.0	0.0	0.0	0.0	0.0	0.0	0.0
NE. PRASLIN	0.0	0.0	0.5	0.3	0.1	0.0	0.0	13.9	2.7	14.0	3.9	2.1	0.0	0.0	12.9	0.0	0.0	0.0	50.5
A. TAKAMAKA	0.0	0.0	0.0	0.0	0.0	0.0	0.0	0.0	0.0	0.0	0.0	0.0	0.0	0.0	0.0	0.0	0.0	0.0	0.0
S. SAUVEUR	0.0	0.0	0.0	0.0	0.0	0.0	0.0	0.3	0.0	0.5	0.0	0.0	0.0	0.0	0.0	0.0	0.0	0.0	0.8
F. DEUTCH/G. ANSE	0.0	0.0	0.0	0.0	0.0	0.0	0.0	6.8	1.2	4.8	1.7	1.1	0.0	0.0	3.1	0.0	0.0	0.0	18.6
AIRSTRIP/F. DEUTCH	0.0	0.0	0.0	0.0	0.0	0.0	0.0	2.8	0.8	0.8	1.0	0.0	0.0	0.0	0.3	0.0	0.0	0.0	5.7
R. CORBIG/AIRSTRIP	0.0	0.0	0.0	0.0	0.0	0.0	0.0	1.7	0.2	2.0	0.2	0.0	0.0	0.0	0.0	0.0	0.0	0.0	4.0
A. KERLAN/R. CORBIG	0.0	0.0	0.0	0.0	0.0	0.0	0.0	0.1	1.0	0.9	0.4	0.2	0.3	0.0	0.0	0.0	0.0	0.0	2.9
A. LAZIO	0.0	0.0	0.0	0.0	0.0	0.0	0.0	0.0	0.0	0.0	0.0	0.0	0.0	0.0	0.0	0.0	0.0	0.0	0.0
NW. PRASLIN	0.0	0.0	0.0	0.0	0.0	0.0	0.0	11.6	3.2	9.0	3.3	1.2	0.3	0.0	3.4	0.0	0.0	0.0	32.0
LA PASSE	0.0	0.0	0.0	0.0	0.0	0.0	0.0	5.2	1.7	3.4	2.2	0.8	0.0	0.0	2.3	0.0	1.1	0.0	16.7
A. FOURMI	0.0	0.0	0.0	0.0	0.0	0.0	0.0	0.0	0.0	0.0	0.0	0.0	0.0	0.0	0.0	0.0	0.0	0.0	0.0
A. REUNION	0.0	0.0	0.0	0.0	0.0	0.0	0.0	2.3	1.0	1.2	0.7	0.0	0.0	0.0	0.0	0.0	0.0	0.0	5.2
TOTAL LA DIGUE	0.0	0.0	0.0	0.0	0.0	0.0	0.0	7.5	2.7	4.6	2.9	0.8	0.0	0.0	2.3	0.0	1.1	0.0	21.9